

K1 200m MEN Brandenburg RESULTS

Race 48



K1 200m M / Heat 1

H1

SAT 12 JUL 2014 SAT

Rank	Boat	NF Code	BIB	Name	200m	Q
1	6	HUN		329 TÓTKA Sándor	34.92 (1)	QS
2	5	SWE		660 ÖSTRÖM Petter	35.02 (2)	QS
					0.10	
3	7	SVK		652 ZAT'KO Miroslav	35.83 (3)	QS
					0.91	
4	3	CZE		135 SVAB Filip	36.04 (4)	QS
					1.11	
5	8	BLR		70 VALKO Taras	36.04 (5)	QS
					1.12	
6	4	ROU		532 MITREA Ionut	36.53 (6)	QS
					1.61	
7	1	ISR		380 PODPOLNYY Ilya	38.07 (7)	QS
					3.15	
8	2	BIH		50 SAVIC Darko	44.36 (8)	QS
					9.43	

Progression 1/6 to semi final+3 next BT, rest out

Chief Official	NED	Müller Elly	Starter	GER	Humme Hans-Walter
Dep. Chief Official	FRA	Lettienne Michel	Course Umpires	RUS	Mordvin Nicolay
Dep. Chief Official	POL	Stebner Iwona	Course Umpires	LAT	Bome Ilze

Weather Conditions	Air Temperature:	20.0°C	Wind Speed:	2.0 / 2.0 m/s	Wind Direction:
	Water Temperature:	20.0°C	Conditions:	Sunny	
	Humidity:	77.0%			

Legend:

QF	Qualified for final	QS	Qualified for semifinal	??	Not clear	X	Eliminated
°C	Degree celsius	m/s	Metres per second				

K1 200m MEN

Brandenburg

RESULTS

Race 49



K1 200m M / Heat 2

H2

SAT 12 JUL 2014 SAT

Rank	Boat	NF Code	BIB	Name	200m	Q
1	6	LTU		422 NAVAKAUSKAS Ignas	35.12 (1)	QS
2	5	SRB		612 DRAGOSAVLJEVIC Marko	35.13 (2)	QS
					0.01	
3	4	POL		460 AMBROZIAK Denis	35.50 (3)	QS
					0.37	
4	2	BEL		40 MAXIME Richard	35.67 (4)	QS
					0.55	
5	3	UKR		704 SENKEVYCH Oleksandr	36.30 (5)	QS
					1.18	
6	7	IRL		370 BRENNAN Tom	36.89 (6)	QS
					1.76	
7	8	CYP		110 DIAMANTIS Andreas	38.74 (7)	QS
					3.62	

Progression 1/6 to semi final+3 next BT, rest out

Chief Official	NED	Müller Elly	Starter	GER	Humme Hans-Walter
Dep. Chief Official	FRA	Lettienne Michel	Course Umpires	RUS	Mordvin Nicolay
Dep. Chief Official	POL	Stebner Iwona	Course Umpires	LAT	Bome Ilze

Weather Conditions	Air Temperature:	20.0°C	Wind Speed:	2.0 / 2.0 m/s	Wind Direction:
	Water Temperature:	20.0°C	Conditions:	Sunny	
	Humidity:	77.0%			

Legend:

QF	Qualified for final	QS	Qualified for semifinal	??	Not clear	X	Eliminated
°C	Degree celsius	m/s	Metres per second				

K1 200m MEN Brandenburg RESULTS

Race 50



K1 200m M / Heat 3

H3

SAT 12 JUL 2014 SAT

Rank	Boat	NF Code	BIB	Name	100m	200m	Q
1	3	ESP		176 CRAVIOTTO Saúl		35.608 (1)	QS
2	6	LAT		414 RUMJANCEVS Aleksejs		35.653 (2)	QS
						0.045	
3	4	FRA		226 HYBOIS Arnaud		36.168 (3)	QS
						0.560	
4	2	AZE		32 JAVADOV Mirnazim		36.227 (4)	QS
						0.619	
5	5	GER		741 EMS Jonas		36.377 (5)	QS
						0.769	
6	8	GEO		270 KAVELASHVILI Badri		37.098 (6)	QS
						1.490	
7	7	NED		442 KROUWEL Niels		37.276 (7)	QS
						1.668	

Progression 1/6 to semi final+3 next BT, rest out

Chief Official	NED	Müller Elly	Starter	GER	Humme Hans-Walter
Dep. Chief Official	FRA	Lettienne Michel	Course Umpires	RUS	Mordvin Nicolay
Dep. Chief Official	POL	Stebner Iwona	Course Umpires	LAT	Bome Ilze

Weather Conditions	Air Temperature:	20.0°C	Wind Speed:	2.0 / 2.0 m/s	Wind Direction:
	Water Temperature:	20.0°C	Conditions:	Sunny	
	Humidity:	77.0%			

Legend:

QF	Qualified for final	QS	Qualified for semifinal	??	Not clear	X	Eliminated
°C	Degree celsius	m/s	Metres per second				

K1 200m MEN Brandenburg RESULTS








Race 51



K1 200m M / Heat 4

H4

SAT 12 JUL 2014 SAT

Rank	Boat	NF Code	BIB	Name	100m	200m	Q
1	5	RUS		563 POSTRYGAY Yury		35.254 (1)	QS
2	4	GBR		243 MCKEEVER Edward		35.718 (2)	QS
						0.464	
3	6	ITA		394 FLORIO Matteo		35.966 (3)	QS
						0.712	
4	3	POR		501 LOPES Diogo		37.270 (4)	QS
						2.016	
5	7	TUR		675 YILDIRIM Çağrıbey		37.645 (5)	QS
						2.391	
6	8	GRE		285 VIDALIS Loukas		38.526 (6)	QS
						3.272	
7	2	ARM		10 GEVORGYAN Razmik		41.751 (7)	X
						6.497	

Progression 1/6 to semi final+3 next BT, rest out

Chief Official	NED	Müller Elly	Starter	GER	Humme Hans-Walter
Dep. Chief Official	FRA	Lettienne Michel	Course Umpires	RUS	Mordvin Nicolay
Dep. Chief Official	POL	Stebner Iwona	Course Umpires	LAT	Bome Ilze

Weather Conditions	Air Temperature:	20.0 °C	Wind Speed:	2.0 / 2.0 m/s	Wind Direction:
	Water Temperature:	20.0 °C	Conditions:	Sunny	
	Humidity:	77.0%			

Legend:

QF	Qualified for final	QS	Qualified for semifinal	??	Not clear	X	Eliminated
°C	Degree celsius	m/s	Metres per second				

C1 200m MEN

Brandenburg

RESULTS

Race 52



C1 200m M / Heat 1

H1

SAT 12 JUL 2014 SAT

Rank	Boat	NF Code	BIB	Name	100m	200m	Q
1	7	POR		505 SILVA Helder		39.862 (1)	QF
2	6	CZE		126 FUKSA Martin		40.208 (2)	QS
						0.346	
3	3	BLR		64 KOZYR Artsem		40.427 (3)	QS
						0.565	
4	4	IRL		374 JEZIERSKI Andrzej		41.598 (4)	QS
						1.736	
5	8	GEO		271 NADIRADZE Zaza		41.607 (5)	QS
						1.745	
6	5	LTU		420 GADEIKIS Tomas		41.715 (6)	QS
						1.853	
7	9	CRO		100 LUTZ Stefo		46.107 (7)	QS
						6.245	
8	2	ARM		11 MARGARYAN Norik		52.053 (8)	X
						12.191	

Progression 1st to Final, 2/7 to SF, Rest out

Chief Official	NED	Müller Elly	Starter	GER	Humme Hans-Walter
Dep. Chief Official	FRA	Lettienne Michel	Course Umpires	RUS	Mordvin Nicolay
Dep. Chief Official	POL	Stebner Iwona	Course Umpires	LAT	Bome Ilze

Weather Conditions	Air Temperature:	20.0°C	Wind Speed:	2.0 / 2.0 m/s	Wind Direction:
	Water Temperature:	20.0°C	Conditions:	Sunny	
	Humidity:	77.0%			

Legend:

QF	Qualified for final	QS	Qualified for semifinal	??	Not clear	X	Eliminated
°C	Degree celsius	m/s	Metres per second				

C1 200m MEN

Brandenburg

RESULTS


Race 53



C1 200m M / Heat 2

H2

SAT 12 JUL 2014 SAT

Rank	Boat	NF Code	BIB	Name	100m	200m	Q
1	5	AZE		31 DENYANENKO Valentin		39.558 (1)	QF
2	6	GER		747 KIRAJ Stefan		39.590 (2)	QS
						0.032	
3	4	UKR		694 CHEBAN Iurii		39.849 (3)	QS
						0.291	
4	7	POL		469 LUBNIEWSKI Michal		40.901 (4)	QS
						1.343	
5	2	GBR		241 CALVERT Christopher		42.135 (5)	QS
						2.577	
6	8	GRE		282 MALCHASIAN Souren		44.767 (6)	QS
						5.209	
7	3	TUR		676 YILMAZ Ali Abdusselam		49.034 (7)	QS
						9.476	

Progression 1st to Final, 2/7 to SF, Rest out

Chief Official	NED	Müller Elly	Starter	GER	Humme Hans-Walter
Dep. Chief Official	FRA	Lettienne Michel	Course Umpires	RUS	Mordvin Nicolay
Dep. Chief Official	POL	Stebner Iwona	Course Umpires	LAT	Bome Ilze

Weather Conditions	Air Temperature:	20.0 °C	Wind Speed:	2.0 / 2.0 m/s	Wind Direction:
	Water Temperature:	20.0 °C	Conditions:	Sunny	
	Humidity:	77.0%			

Legend:

QF	Qualified for final	QS	Qualified for semifinal	??	Not clear	X	Eliminated
°C	Degree celsius	m/s	Metres per second				

C1 200m MEN

Brandenburg

RESULTS



Race 54



C1 200m M / Heat 3

H3

SAT 12 JUL 2014 SAT

Rank	Boat	NF Code	BIB	Name	100m	200m	Q
1	4	ESP		171 BENAVIDES Alfonso		39.233 (1)	QF
2	5	RUS		554 KOROVASHKOV Alexey		39.465 (2)	QS
						0.232	
3	2	SVK		643 HAGARA L'ubomír		40.569 (3)	QS
						1.336	
4	3	HUN		315 LANTOS Ádám		40.644 (4)	QS
						1.411	
5	6	FRA		228 TCHAMBA William		40.955 (5)	QS
						1.722	
6	7	LAT		412 EZMALIS Mikelis		41.723 (6)	QS
						2.490	
7	8	ITA		396 INCOLLINGO Luca		41.807 (7)	QS
						2.574	

Progression	1st to Final, 2/7 to SF, Rest out
--------------------	-----------------------------------

Chief Official	NED	Müller Elly	Starter	GER	Humme Hans-Walter
Dep. Chief Official	FRA	Lettienne Michel	Course Umpires	RUS	Mordvin Nicolay
Dep. Chief Official	POL	Stebner Iwona	Course Umpires	LAT	Bome Ilze

Weather Conditions	Air Temperature:	20.0°C	Wind Speed:	2.0 / 2.0 m/s	Wind Direction:
	Water Temperature:	20.0°C	Conditions:	Sunny	
	Humidity:	77.0%			

Legend:

QF	Qualified for final	QS	Qualified for semifinal	??	Not clear	X	Eliminated
°C	Degree celsius	m/s	Metres per second				

K1 200m WOMEN

Brandenburg

RESULTS

Race 55



K1 200m W / Heat 1

H1

SAT 12 JUL 2014 SAT

Rank	Boat	NF Code	BIB	Name	100m	200m	Q
1	5	POL		480 WALCZYKIEWICZ Marta		40.482 (1)	QF
2	4	RUS		586 TEREKHOVA Elena		40.619 (2)	QS
						0.137	
3	7	SWE		666 STENSILS Linnea		41.626 (3)	QS
						1.144	
4	8	ROU		536 LAURIC Irina		41.772 (4)	QS
						1.290	
5	3	SRB		627 STAROVIC Milica		41.843 (5)	QS
						1.361	
6	1	BLR		81 YURCHANKA Sofiya		42.065 (6)	QS
						1.583	
7	6	SLO		603 OSTERMAN Anja		43.224 (7)	QS
						2.742	
8	2	LAT		418 LIEPA Lasma		43.235 (8)	X
						2.753	
9	9	CZE		138 FASNEROVA Michaela		43.268 (9)	X
						2.786	

Progression 1st to Final, 2/7 to SF, Rest out

Chief Official	NED	Müller Elly	Starter	GBR	Moule Peter
Dep. Chief Official	FRA	Letienne Michel	Course Umpires	RUS	Mordvin Nicolay
Dep. Chief Official	POL	Stebner Iwona	Course Umpires	LAT	Bome Ilze

Weather Conditions	Air Temperature:	20.0°C	Wind Speed:	2.0 / 2.0 m/s	Wind Direction:
	Water Temperature:	20.0°C	Conditions:	Sunny	
	Humidity:	77.0%			

Legend:

QF	Qualified for final	QS	Qualified for semifinal	??	Not clear	X	Eliminated
°C	Degree celsius	m/s	Metres per second				

K1 200m WOMEN

Brandenburg

RESULTS

Race 56



K1 200m W / Heat 2

H2

SAT 12 JUL 2014 SAT

Rank	Boat	NF Code	BIB	Name	100m	200m	Q
1	3	POR		510 PORTELA Teresa		40.497 (1)	QF
2	4	SVK		655 KOHLOVÁ Martina		41.750 (2)	QS
						1.253	
3	6	GBR		249 BROWN Hannah		41.807 (3)	QS
						1.310	
4	7	DEN		157 HANSEN Henriette Engel		42.019 (4)	QS
						1.522	
5	5	ESP		194 PÉREZ Carla		43.125 (5)	QS
						2.628	
6	2	IRL		377 EGAN Jennifer		43.588 (6)	QS
						3.091	
7	8	TUR		680 KARAN Ela		45.176 (7)	QS
						4.679	
8	1	BIH		51 JUKIC Lejla		50.789 (8)	X
						10.292	

Progression 1st to Final, 2/7 to SF, Rest out

Chief Official	NED	Müller Elly	Starter	GBR	Moule Peter
Dep. Chief Official	FRA	Lettienne Michel	Course Umpires	RUS	Mordvin Nicolay
Dep. Chief Official	POL	Stebner Iwona	Course Umpires	LAT	Bome Ilze

Weather Conditions	Air Temperature:	20.0°C	Wind Speed:	2.0 / 2.0 m/s	Wind Direction:
	Water Temperature:	20.0°C	Conditions:	Sunny	
	Humidity:	77.0%			

Legend:

QF	Qualified for final	QS	Qualified for semifinal	??	Not clear	X	Eliminated
°C	Degree celsius	m/s	Metres per second				

K1 200m WOMEN

Brandenburg

RESULTS


Race 57



K1 200m W / Heat 3

H3

SAT 12 JUL 2014 SAT

Rank	Boat	NF Code	BIB	Name	100m	200m	Q
1	5	HUN		345 KOZÁK Danuta		40.112 (1)	QF
2	4	FRA		229 GUYOT Sarah		40.406 (2)	QS
						0.294	
3	6	GER		767 VOLZ Sabine		40.994 (3)	QS
						0.882	
4	1	AUT		21 SCHURING Yvonne		41.179 (4)	QS
						1.067	
5	3	ITA		399 MURABITO Norma		41.825 (5)	QS
						1.713	
6	8	UKR		720 TODOROVA Anastasiia		41.829 (6)	QS
						1.717	
7	2	GRE		286 PIPITSOULI Sofia		43.300 (7)	QS
						3.188	
8	7	GEO		272 KOSYTSKA Vlada		43.865 (8)	X
						3.753	

Progression 1st to Final, 2/7 to SF, Rest out

Chief Official	NED	Müller Elly	Starter	GBR	Moule Peter
Dep. Chief Official	FRA	Lettienne Michel	Course Umpires	RUS	Mordvin Nicolay
Dep. Chief Official	POL	Stebner Iwona	Course Umpires	LAT	Bome Ilze

Weather Conditions	Air Temperature:	20.0°C	Wind Speed:	2.0 / 2.0 m/s	
	Water Temperature:	20.0°C	Conditions:	Sunny	
	Humidity:	77.0%		Wind Direction:	

Legend:

QF	Qualified for final	QS	Qualified for semifinal	??	Not clear	X	Eliminated
°C	Degree celsius	m/s	Metres per second				

K2 200m MEN Brandenburg RESULTS








Race 58



K2 200m M / Heat 1

H1

SAT 12 JUL 2014 SAT

Rank	Boat	NF Code	BIB	Name	100m	200m	Q
1	5	RUS		563 POSTRYGAY Yury 550 DYACHENKO Alexander		31.354 (1)	QF
2	4	ESP		170 ARÉVALO Carlos 187 TORO Cristian Isaac		31.484 (2)	QS
3	6	HUN		317 MOLNÁR Péter 291 BÁN Kristóf		0.130 31.697 (3)	QS
4	8	SVK		645 JANKOVEC Martin 640 BENO L'ubomír		0.343 33.682 (4)	QS
5	7	FIN		214 SELIVAARA Eero 212 LAURIKAINEN Antti		2.328 34.082 (5)	QS
6	3	CZE		129 KRAFT Jiri 136 TARKULIC Branko		2.728 34.222 (6)	QS
7	2	SLO		600 APOLLONIO Alan 601 BLAZEVIC Simon		2.868 40.401 (7)	QS
						9.047	

Progression	1st to Final, 2/7 to SF, Rest out
--------------------	-----------------------------------

Chief Official	NED	Müller Elly	Starter	BLR	Shablyka Siarhei
Dep. Chief Official	FRA	Letienne Michel	Course Umpires	RUS	Mordvin Nicolay
Dep. Chief Official	POL	Stebner Iwona	Course Umpires	LAT	Bome Ilze

Weather Conditions	Air Temperature:	20.0 °C	Wind Speed:	2.0 / 2.0 m/s	Wind Direction:
	Water Temperature:	20.0 °C	Conditions:	Sunny	
	Humidity:	77.0%			

Legend:

QF	Qualified for final	QS	Qualified for semifinal	??	Not clear	X	Eliminated
°C	Degree celsius	m/s	Metres per second				

K2 200m MEN Brandenburg RESULTS

Race 59



K2 200m M / Heat 2

H2

SAT 12 JUL 2014 SAT

Rank	Boat	NF Code	BIB	Name	100m	200m	Q
1	5	GER		755 RAUHE Ronald 750 LIEBSCHER Tom		31.652 (1)	QF
2	4	SWE		662 SVENSSON Erik 661 SVANQVIST Christian		32.590 (2)	QS
						0.938	
3	3	UKR		698 KARABUTA Ievgen 707 TRUNOV Igor		32.627 (3)	QS
						0.975	
4	6	POL		464 JONKISZ Bartosz 471 PUTTO Dawid		33.089 (4)	QS
						1.437	
5	2	LAT		411 ANDERSONS Janis 410 ALKSNIS Girts		34.621 (5)	QS
						2.969	
6	7	GRE		281 ANTONIOU Dimitrios 285 VIDALIS Loukas		35.070 (6)	QS
						3.418	

Progression 1st to Final, 2/7 to SF, Rest out

Chief Official	NED	Müller Elly	Starter	BLR	Shablyka Siarhei
Dep. Chief Official	FRA	Lettienne Michel	Course Umpires	RUS	Mordvin Nicolay
Dep. Chief Official	POL	Stebner Iwona	Course Umpires	LAT	Bome Ilze

Weather Conditions	Air Temperature:	20.0 °C	Wind Speed:	2.0 / 2.0 m/s	Wind Direction:
	Water Temperature:	20.0 °C	Conditions:	Sunny	
	Humidity:	77.0%			

Legend:

QF	Qualified for final	QS	Qualified for semifinal	??	Not clear	X	Eliminated
°C	Degree celsius	m/s	Metres per second				

K2 200m MEN

Brandenburg

RESULTS








Race 60



K2 200m M / Heat 3

H3

SAT 12 JUL 2014 SAT

Rank	Boat	NF Code	BIB	Name	100m	200m	Q
1	5	FRA		227 JOUVE Sebastien 221 BEAUMONT Maxime		32.140 (1)	QF
2	4	GBR		242 HEATH Liam 245 SCHOFIELD Jonathan		32.336 (2)	QS
						0.196	
3	6	LTU		421 LANKAS Aurimas 425 RAMANAUSKAS Edvinas		32.424 (3)	QS
						0.284	
4	3	SRB		613 FILIPOVIC Ognjen 617 NOVAKOVIC Marko		33.321 (4)	QS
						1.181	
5	2	ITA		390 BUZZI Eric 391 CHIERINI Edoardo		33.548 (5)	QS
						1.408	
6	8	BUL		91 GEORGIEV Galin 90 CHORLOV Ivan		34.930 (6)	QS
						2.790	
7	7	IRL		371 DOBROVOLSKIS Simas 372 EGAN Peter		37.352 (7)	QS
						5.212	

Progression	1st to Final, 2/7 to SF, Rest out
--------------------	-----------------------------------

Chief Official	NED	Müller Elly	Starter	BLR	Shablyka Siarhei
Dep. Chief Official	FRA	Lettienne Michel	Course Umpires	RUS	Mordvin Nicolay
Dep. Chief Official	POL	Stebner Iwona	Course Umpires	LAT	Bome Ilze

Weather Conditions	Air Temperature:	20.0°C	Wind Speed:	2.0 / 2.0 m/s	Wind Direction:
	Water Temperature:	20.0°C	Conditions:	Sunny	
	Humidity:	77.0%			

Legend:

QF	Qualified for final	QS	Qualified for semifinal	??	Not clear	X	Eliminated
°C	Degree celsius	m/s	Metres per second				

K2 200m WOMEN

Brandenburg

RESULTS

Race 61



K2 200m W / Heat 1

H1

SAT 12 JUL 2014 SAT

Rank	Boat	NF Code	BIB	Name	100m	200m	Q
1	5	HUN		343 KÁRÁSZ Anna 357 VAD Ninetta		37.572 (1)	QF
2	6	SVK		654 KMET'OVÁ Ivana 655 KOHLOVÁ Martina		37.899 (2)	QF
3	4	RUS		586 TEREKHOVA Elena 578 LOBOVA Natalia		38.100 (3)	QF
4	3	POR		512 VASCONCELOS Joana 508 GOMES Beatriz		38.295 (4)	QS
5	8	UKR		714 HORLOVA Anastasiya 717 KICHASOVA Mariia		39.007 (5)	QS
6	7	ESP		191 FRAILE Victoria 193 PEDRUELO Laura		41.601 (6)	QS
7	2	TUR		677 SIPKA Buse Sena 678 BURSALI Buse		44.332 (7)	QS
						6.760	

Progression	1/3 to Final, 4/7 to SF+next BT, Rest Out
--------------------	---

Chief Official	NED	Müller Elly	Starter	GER	Humme Hans-Walter
Dep. Chief Official	FRA	Lettienne Michel	Course Umpires	RUS	Mordvin Nicolay
Dep. Chief Official	POL	Stebner Iwona	Course Umpires	LAT	Bome Ilze

Weather Conditions	Air Temperature:	20.0 °C	Wind Speed:	2.0 / 2.0 m/s	Wind Direction:
	Water Temperature:	20.0 °C	Conditions:	Sunny	
	Humidity:	77.0%			

Legend:

QF	Qualified for final	QS	Qualified for semifinal	??	Not clear	X	Eliminated
°C	Degree celsius	m/s	Metres per second				

K2 200m WOMEN

Brandenburg

RESULTS

Race 62



K2 200m W / Heat 2

H2

SAT 12 JUL 2014 SAT

Rank	Boat	NF Code	BIB	Name	100m	200m	Q
1	7	GBR		255 WALKER Jessica 252 HANNAH Angela		36.884 (1)	QF
2	8	BLR		80 TSISHKEVICH Marharyta 79 LITVINCHUK Maryna		36.933 (2)	QF
						0.049	
3	6	GER		769 WEBER Franziska 760 DIETZE Tina		37.056 (3)	QF
						0.172	
4	2	SRB		624 MOLDOVAN Nikolina 625 MOLDOVAN Olivera		37.205 (4)	QS
						0.321	
5	5	POL		479 NAJA Karolina 478 MIKOLAJCZYK Beata		37.281 (5)	QS
						0.397	
6	4	ROU		534 BORHA Roxana Petronela 541 TARAN Iuliana Andreea		38.333 (6)	QS
						1.449	
7	3	ITA		400 PETRACCA Cristina 397 CAMPANA Sofia Magali		39.005 (7)	QS
						2.121	

Progression	1/3 to Final, 4/7 to SF+next BT, Rest Out
--------------------	---

Chief Official	NED	Müller Elly	Starter	GER	Humme Hans-Walter
Dep. Chief Official	FRA	Lettienne Michel	Course Umpires	RUS	Mordvin Nicolay
Dep. Chief Official	POL	Stebner Iwona	Course Umpires	LAT	Bome Ilze

Weather Conditions	Air Temperature:	20.0°C	Wind Speed:	2.0 / 2.0 m/s	Wind Direction:
	Water Temperature:	20.0°C	Conditions:	Sunny	
	Humidity:	77.0%			

Legend:

QF	Qualified for final	QS	Qualified for semifinal	??	Not clear	X	Eliminated
°C	Degree celsius	m/s	Metres per second				

K1 200m TA MEN

Brandenburg




RESULTS

Race 308



K1 200m TA M / Semifinal 1
SAT 12 JUL 2014 SAT

SF1

Rank	Boat	NF Code	BIB	Name	100m	200m	Q
1	4	DEN		164 THOMSEN Kasper		47.675 (1)	QF
2	6	GER		771 DEUSCHL Stefan		48.521 (2)	QF
						0.846	
3	3	FRA		235 DELANNOY Gautier		49.049 (3)	QF
						1.374	
4	5	BIH		52 RADOVANOVIC Vuk		49.608 (4)	X
						1.933	

Progression 1/3 to Final, Rest Out

Chief Official	NED	Müller Elly	Starter	GBR	Moule Peter
Dep. Chief Official	FRA	Lettienne Michel	Course Umpires	RUS	Mordvin Nicolay
Dep. Chief Official	POL	Stebner Iwona	Course Umpires	LAT	Borne Ilze
Weather Conditions	Air Temperature:	20.0 °C	Wind Speed:	2.0 / 2.0 m/s	
	Water Temperature:	20.0 °C	Conditions:	Sunny	
	Humidity:	77.0%		Wind Direction:	

Legend:

QF	Qualified for final	QS	Qualified for semifinal	??	Not clear	X	Eliminated
°C	Degree celsius	m/s	Metres per second				

K1 200m TA WOMEN

Brandenburg






RESULTS

Race 309



K1 200m TA W / Final
SAT 12 JUL 2014 SAT

F

Rank	Boat	NF Code	BIB	Name	100m	200m	Q
1	6	ITA		406 PLEBANI Veronica Yoko		54.000 (1)	
2	5	GBR		267 WIGGS Emma		55.088 (2)	
						1.088	
3	4	UKR		728 LAGUTENKO Natalia		57.627 (3)	
						3.627	
4	7	RUS		594 EGORKINA Rimma		58.106 (4)	
						4.106	
5	3	POL		491 RUTKOWSKA Paulina		1:00.888 (5)	
						6.888	

Chief Official	NED	Müller Elly	Starter	GBR	Moule Peter
Dep. Chief Official	FRA	Lettienne Michel	Course Umpires	RUS	Mordvin Nicolay
Dep. Chief Official	POL	Stebner Iwona	Course Umpires	LAT	Bome Ilze

Weather Conditions	Air Temperature:	20.0 °C	Wind Speed:	2.0 / 2.0 m/s	Wind Direction:
	Water Temperature:	20.0 °C	Conditions:	Sunny	
	Humidity:	77.0%			

Legend:

QF	Qualified for final	QS	Qualified for semifinal	??	Not clear	X	Eliminated
°C	Degree celsius	m/s	Metres per second				

K1 200m LTA MEN

Brandenburg

RESULTS

Race 310



K1 200m LTA M / Semifinal 1

SF1

SAT 12 JUL 2014 SAT

Rank	Boat	NF Code	BIB	Name	100m	200m	Q
1	4	FRA		236 FARINEAUX Martin		41.914 (1)	QF
2	5	ITA		405 TESTA Andrea		42.494 (2)	QF
						0.580	
3	6	IRL		378 O LEARY Patrick		43.707 (3)	QF
						1.793	
4	3	ESP		197 GARCÍA Jonás		44.187 (4)	X
						2.273	
5	7	CRO		101 ZVACKO Zdravko		48.616 (5)	X
						6.702	
6	2	DEN		163 EL AWSY Jonas		49.165 (6)	X
						7.251	
7	8	NOR		452 AUSTEVOLL Ole Bjarte		51.169 (7)	X
						9.255	
8	1	BEL		42 JONAS Martens		52.810 (8)	X
						10.896	

Progression	1/3 to Final, Rest Out
--------------------	------------------------

Chief Official	NED	Müller Elly	Starter	GBR	Moule Peter
Dep. Chief Official	FRA	Lettienne Michel	Course Umpires	RUS	Mordvin Nicolay
Dep. Chief Official	POL	Stebner Iwona	Course Umpires	LAT	Bome Ilze

Weather Conditions	Air Temperature:	20.0°C	Wind Speed:	2.0 / 2.0 m/s	Wind Direction:
	Water Temperature:	20.0°C	Conditions:	Sunny	
	Humidity:	77.0%			

Legend:

QF	Qualified for final	QS	Qualified for semifinal	??	Not clear	X	Eliminated
°C	Degree celsius	m/s	Metres per second				

V1 200m LTA WOMEN
 Brandenburg
 RESULTS

Race 311



V1 200m LTA W / Final
 SAT 12 JUL 2014 SAT

F

Rank	Boat	NF Code	BIB	Name	100m	200m	Q
1	5	GBR		266 GREEN Andrea		58.725 (1)	
2	7	RUS		595 VOLIK Larisa		1:02.016 (2)	
						3.291	
3	4	GER		776 GOTTSCHALK Brit		1:06.918 (3)	
						8.193	
4	3	ESP		199 CALVO María		1:07.112 (4)	
						8.387	
5	6	POL		490 LESKIEWICZ Katarzyna		1:16.537 (5)	
						17.812	

Chief Official	NED	Müller Elly	Starter	GBR	Moule Peter
Dep. Chief Official	FRA	Lettienne Michel	Course Umpires	RUS	Mordvin Nicolay
Dep. Chief Official	POL	Stebner Iwona	Course Umpires	LAT	Bome Ilze

Weather Conditions	Air Temperature:	20.0 °C	Wind Speed:	2.0 / 2.0 m/s	Wind Direction:
	Water Temperature:	20.0 °C	Conditions:	Sunny	
	Humidity:	77.0%			

Legend:

QF	Qualified for final	QS	Qualified for semifinal	??	Not clear	X	Eliminated
°C	Degree celsius	m/s	Metres per second				

K1 200m A MEN

Brandenburg

RESULTS








Race 312



K1 200m A M / Final

F

SAT 12 JUL 2014 SAT

Rank	Boat	NF Code	BIB	Name	100m	200m	Q
1	5	GBR		257 MARSDEN Ian		50.612 (1)	
2	1	HUN		362 ROZBORA András		50.862 (2)	
						0.250	
3	4	POL		486 TOKARZ Jakub		51.063 (3)	
						0.451	
4	6	GER		775 MATHES Christian		51.269 (4)	
						0.657	
5	3	RUS		588 KOROBENNIKOV Igor		54.822 (5)	
						4.210	
6	7	ESP		196 CASTAÑO Adrián		55.556 (6)	
						4.944	
7	8	ITA		404 RAVALLI Salvatore		58.050 (7)	
						7.438	
8	9	CYP		111 POTAMITIS Andreas	1:16.231 (8)		
						25.619	
9	2	UKR		726 SUPRUN Oleksandr	1:21.925 (9)		
						31.313	

Chief Official	NED	Müller Elly	Starter	GBR	Moule Peter
Dep. Chief Official	FRA	Lettienne Michel	Course Umpires	RUS	Mordvin Nicolay
Dep. Chief Official	POL	Stebner Iwona	Course Umpires	LAT	Bome Ilze

Weather Conditions	Air Temperature:	20.0 °C	Wind Speed:	2.0 / 2.0 m/s	Wind Direction:
	Water Temperature:	20.0 °C	Conditions:	Sunny	
	Humidity:	77.0%			

Legend:

QF	Qualified for final	QS	Qualified for semifinal	??	Not clear	X	Eliminated
°C	Degree celsius	m/s	Metres per second				






V1 200m TA MEN
 Brandenburg
 RESULTS

Race 313



V1 200m TA M / Semifinal 1
 SAT 12 JUL 2014 SAT

SF1

Rank	Boat	NF Code	BIB	Name	100m	200m	Q
1	4	RUS		591 POTANIN Viktor		55.879 (1)	QF
2	5	HUN		361 JUHÁSZ Tamás		56.395 (2)	QF
						0.516	
3	3	UKR		722 DEREZA Sergii		58.006 (3)	QF
						2.127	
4	6	FRA		234 BERNARD Ronan		59.262 (4)	X
						3.383	
5	2	SLO		604 FABCIC Dejan		1:01.521 (5)	X
						5.642	

Progression 1/3 to Final, Rest Out

Chief Official	NED	Müller Elly	Starter	GBR	Moule Peter
Dep. Chief Official	FRA	Letienne Michel	Course Umpires	RUS	Mordvin Nicolay
Dep. Chief Official	POL	Stebner Iwona	Course Umpires	LAT	Bome Ilze

Weather Conditions	Air Temperature:	24.0°C	Wind Speed:	2.0 / 2.0 m/s	Wind Direction:
	Water Temperature:	20.0°C	Conditions:	Sunny	
	Humidity:	77.0%			

Legend:

QF	Qualified for final	QS	Qualified for semifinal	??	Not clear	X	Eliminated
°C	Degree celsius	m/s	Metres per second				

V1 200m A WOMEN

Brandenburg

Race 314

RESULTS



V1 200m A W / Final

F

SAT 12 JUL 2014 SAT

Rank	Boat	NF Code	BIB	Name	100m	200m	Q
1	5	GBR		264 CHIPPINGTON Jeanette		1:00.151 (1)	
2	6	POL		490 LESKIEWICZ Katarzyna		1:08.324 (2)	
						8.173	
3	4	UKR		729 OVSII Zoia		1:15.130 (3)	
						14.979	
4	7	HUN		365 Kajdi Katalin		1:52.410 (4)	
						52.259	

Chief Official	NED	Müller Elly	Starter	GBR	Moule Peter
Dep. Chief Official	FRA	Letienne Michel	Course Umpires	RUS	Mordvin Nicolay
Dep. Chief Official	POL	Stebner Iwona	Course Umpires	LAT	Bome Ilze

Weather Conditions	Air Temperature:	24.0°C	Wind Speed:	2.0 / 2.0 m/s	Wind Direction:
	Water Temperature:	20.0°C	Conditions:	Sunny	
	Humidity:	77.0%			

Legend:

QF	Qualified for final	QS	Qualified for semifinal	??	Not clear	X	Eliminated
°C	Degree celsius	m/s	Metres per second				

K1 1000m MEN

Brandenburg

RESULTS

Race 65



K1 1000m M / Final C
SAT 12 JUL 2014 SAT

FC

Rank	Boat	NF Code	BIB	Name	250m	500m	750m	1000m	Q
1	4	FIN		210 DIETRICH Miika	50.97 (1)	1:44.99 (1)	2:40.02 (1)	3:34.136 (1)	
						54.02 (2)	55.03 (1)	54.110 (2)	
2	5	NED		440 BRANDJES Bram	51.35 (5)	1:47.81 (7)	2:43.21 (4)	3:34.847 (2)	
						56.46 (9)	55.40 (2)	51.630 (1)	
					0.38	2.82	3.19	0.711	
3	6	RUS		569 SPESIVTSEV Maxim	52.36 (9)	1:45.68 (2)	2:41.31 (2)	3:36.313 (3)	
						53.32 (1)	55.63 (3)	55.000 (3)	
					1.39	0.69	1.29	2.177	
4	9	CYP		110 DIAMANTIS Andreas	51.17 (3)	1:46.55 (3)	2:42.92 (3)	3:38.736 (4)	
						55.38(=4)	56.37 (4)	55.810 (6)	
					0.20	1.56	2.90	4.600	
5	1	ITA		395 GALLIGANI Matteo	52.27 (8)	1:47.14 (5)	2:44.19 (5)	3:39.354 (5)	
						54.87 (3)	57.05 (6)	55.160 (5)	
					1.30	2.15	4.17	5.218	
6	3	LAT		417 VEISPALS Martins	51.26 (4)	1:46.64 (4)	2:44.55 (6)	3:39.677 (6)	
						55.38(=4)	57.91 (8)	55.120 (4)	
					0.29	1.65	4.53	5.541	
7	7	ISR		380 PODPOLNYY Ilya	51.07 (2)	1:47.36 (6)	2:44.75 (7)	3:41.063 (7)	
						56.29 (7)	57.39 (7)	56.310 (7)	
					0.10	2.37	4.73	6.927	
8	2	MKD		429 DEJKOSKI Konstantin	51.61 (6)	1:47.96 (8)	2:46.74 (9)	3:46.712 (8)	
						56.35 (8)	58.78 (9)	59.970 (8)	
					0.64	2.97	6.72	12.576	
9	8	GRE		284 SYRIOPOULOS Kyriakos	52.18 (7)	1:48.05 (9)	2:45.03 (8)	3:53.274 (9)	
						55.87 (6)	56.98 (5)	1:08.240 (9)	
					1.21	3.06	5.01	19.138	

Chief Official	NED	Müller Elly	Starter	GER	Humme Hans-Walter
Dep. Chief Official	FRA	Lettienne Michel	Course Umpires	BUL	Todorova Veneta
Dep. Chief Official	POL	Stebner Iwona	Course Umpires	RUS	Mordvin Nicolay

Weather Conditions	Air Temperature:	24.0 °C	Wind Speed:	2.0 / 2.0 m/s	Wind Direction:
	Water Temperature:	20.0 °C	Conditions:	Sunny	
	Humidity:	77.0%			

Legend:

QF	Qualified for final	QS	Qualified for semifinal	??	Not clear	X	Eliminated
°C	Degree celsius	m/s	Metres per second				

K1 1000m MEN

Brandenburg

RESULTS

Race 66



K1 1000m M / Final B
SAT 12 JUL 2014 SAT

FB

Rank	Boat	NF Code	BIB	Name	250m	500m	750m	1000m	Q
1	8	CZE		122 DOSTAL Josef	49.74 (1)	1:43.19 (1)	2:36.78 (1)	3:30.599 (1)	
						53.45 (1)	53.59 (1)	53.810 (6)	
2	4	SLO		602 ZAKRAJSEK Jost	50.98 (4)	1:44.64 (3)	2:39.93 (3)	3:32.550 (2)	
						53.66 (2)	55.29 (3)	52.620 (2)	
					1.24	1.45	3.15	1.951	
3	5	HUN		307 KAMMERER Zoltán	50.44 (3)	1:44.54 (2)	2:39.44 (2)	3:32.917 (3)	
						54.10 (5)	54.90 (2)	53.470 (5)	
					0.70	1.35	2.66	2.318	
4	2	SVK		642 GELLE Peter	50.09 (2)	1:46.68 (8)	2:42.56 (8)	3:34.879 (4)	
						56.59 (9)	55.88 (6)	52.310 (1)	
					0.35	3.49	5.78	4.280	
5	9	SUI		630 WYSS Fabio	51.64 (8)	1:45.65 (5)	2:41.44 (5)	3:34.897 (5)	
						54.01 (4)	55.79 (5)	53.450 (4)	
					1.90	2.46	4.66	4.298	
6	7	ESP		179 MILLÁN Rubén	51.55 (7)	1:46.02 (6)	2:42.00 (7)	3:34.905 (6)	
						54.47 (6)	55.98 (7)	52.900 (3)	
					1.81	2.83	5.22	4.306	
7	3	UKR		709 TSURKAN Vitaliy	51.15 (5)	1:44.85 (4)	2:41.03 (4)	3:35.014 (7)	
						53.70 (3)	56.18 (8)	53.980 (7)	
					1.41	1.66	4.25	4.415	
8	6	NOR		450 SALBU Daniel	51.44 (6)	1:46.26 (7)	2:41.76 (6)	3:41.263 (8)	
						54.82 (7)	55.50 (4)	59.500 (9)	
					1.70	3.07	4.98	10.664	
9	1	GBR		247 WYCHERLEY Paul	51.80 (9)	1:47.75 (9)	2:44.61 (9)	3:41.363 (9)	
						55.95 (8)	56.86 (9)	56.750 (8)	
					2.06	4.56	7.83	10.764	

Chief Official	NED	Müller Elly	Starter	GER	Humme Hans-Walter
Dep. Chief Official	FRA	Lettienne Michel	Course Umpires	LAT	Bome Ilze
Dep. Chief Official	POL	Stebner Iwona	Course Umpires	HUN	György Dénes

Weather Conditions	Air Temperature:	24.0 °C	Wind Speed:	2.0 / 2.0 m/s	Wind Direction:
	Water Temperature:	20.0 °C	Conditions:	Sunny	
	Humidity:	77.0%			

Legend:

QF	Qualified for final	QS	Qualified for semifinal	??	Not clear	X	Eliminated
°C	Degree celsius	m/s	Metres per second				

K1 500m WOMEN

Brandenburg

RESULTS

Race 63



K1 500m W / Final B
SAT 12 JUL 2014 SAT

FB

Rank	Boat	NF Code	BIB	Name	250m	500m	Q
1	4	SWE		665 PALDANIUS Sofia	55.90 (1)	1:54.041 (1) 58.140 (2)	
2	5	FRA		229 GUYOT Sarah	57.39 (4)	1:54.592 (2) 57.200 (1) 1.49 0.551	
3	1	BUL		93 FALDUM Berenike	58.28 (6)	1:58.754 (3) 1:00.470 (5) 2.38 4.713	
4	2	NOR		451 LARSEN Mira Veraas	58.69 (7)	1:58.972 (4) 1:00.280 (4) 2.79 4.931	
5	3	SLO		603 OSTERMAN Anja	59.06 (8)	1:59.193 (5) 1:00.130 (3) 3.16 5.152	
6	7	ITA		400 PETRACCA Cristina	56.89 (2)	1:59.912 (6) 1:03.020 (8) 0.99 5.871	
7	6	UKR		714 HORLOVA Anastasiya	57.48 (5)	2:00.167 (7) 1:02.680 (7) 1.58 6.126	
8	8	NED		444 EEF Haaze	59.76 (9)	2:00.977 (8) 1:01.210 (6) 3.86 6.936	
9	9	GRE		286 PIPITSOULI Sofia	57.14 (3)	2:02.826 (9) 1:05.680 (9) 1.24 8.785	

Chief Official	NED	Müller Elly	Starter	GBR	Moule Peter
Dep. Chief Official	FRA	Lettienne Michel	Course Umpires	LAT	Bome Ilze
Dep. Chief Official	POL	Stebner Iwona	Course Umpires	HUN	György Dénes

Weather Conditions	Air Temperature:	24.0 °C	Wind Speed:	1.0 / 1.0 m/s	Wind Direction:
	Water Temperature:	20.0 °C	Conditions:	Sunny	
	Humidity:	77.0%			

Legend:

QF	Qualified for final	QS	Qualified for semifinal	??	Not clear	X	Eliminated
°C	Degree celsius	m/s	Metres per second				

K1 500m MEN Brandenburg RESULTS

Race 64



K1 500m M / Final B

FB

SAT 12 JUL 2014 SAT

Rank	Boat	NF Code	BIB	Name	250m	500m	Q
1	3	SVK		645 JANKOVEC Martin	48.09 (1)	1:40.065 (1) 51.970 (4)	
2	5	RUS		552 ERSHOV Vitaliy	48.64 (2)	1:40.137 (2) 51.490 (1) 0.55 0.072	
3	4	AZE		32 JAVADOV Mirnazim	48.85 (3)	1:40.892 (3) 52.040 (5) 0.76 0.827	
4	8	FIN		210 DIETRICH Miika	49.31 (4)	1:40.973 (4) 51.660 (3) 1.22 0.908	
5	9	HUN		299 GÁL Péter	49.69 (5)	1:41.234 (5) 51.540 (2) 1.60 1.169	
6	6	ITA		395 GALLIGANI Matteo	49.85 (6)	1:42.128 (6) 52.270 (6) 1.76 2.063	
7	2	CYP		110 DIAMANTIS Andreas	51.07 (8)	1:43.599 (7) 52.520 (7) 2.98 3.534	
8	1	NOR		450 SALBU Daniel	51.65 (9)	1:44.266 (8) 52.610 (8) 3.56 4.201	
9	7	ISR		380 PODPOLNYY Ilya	50.72 (7)	1:44.640 (9) 53.920 (9) 2.63 4.575	

Chief Official	NED	Müller Elly	Starter	GER	Humme Hans-Walter
Dep. Chief Official	FRA	Lettienne Michel	Course Umpires	ROU	Sarbu Marian
Dep. Chief Official	POL	Stebner Iwona	Course Umpires	LTU	Raziunas Saulius

Weather Conditions	Air Temperature:	24.0 °C	Wind Speed:	1.0 / 1.0 m/s	Wind Direction:
	Water Temperature:	20.0 °C	Conditions:	Sunny	
	Humidity:	77.0%			

Legend:

QF	Qualified for final	QS	Qualified for semifinal	??	Not clear	X	Eliminated
°C	Degree celsius	m/s	Metres per second				

V1 200m LTA MEN

Brandenburg

RESULTS

Race 315



V1 200m LTA M / Final
SAT 12 JUL 2014 SAT

F

Rank	Boat	NF Code	BIB	Name	100m	200m	Q
1	4	GBR		261 TWEEDIE Martin		50.390 (1)	
2	3	HUN		360 GERI Dániel		51.617 (2)	
						1.227	
3	5	POL		484 ROSINSKI Miroslaw		52.295 (3)	
						1.905	
4	2	RUS		587 EGOROV Aleksei		52.639 (4)	
						2.249	
5	6	UKR		723 DROBANTSEV Yevgen		55.220 (5)	
						4.830	
6	8	ITA		405 TESTA Andrea		55.867 (6)	
						5.477	
7		GER		770 BOWITZKY Gerhard			DNF

Chief Official	NED	Müller Elly	Starter	GBR	Moule Peter
Dep. Chief Official	FRA	Lettienne Michel	Course Umpires	RUS	Mordvin Nicolay
Dep. Chief Official	POL	Stebner Iwona	Course Umpires	LAT	Bome Ilze

Weather Conditions	Air Temperature:	24.0°C	Wind Speed:	1.0 / 1.0 m/s	Wind Direction:
	Water Temperature:	20.0°C	Conditions:	Sunny	
	Humidity:	77.0%			

Legend:

QF	Qualified for final	QS	Qualified for semifinal	??	Not clear	X	Eliminated
DNF	Did not finish	°C	Degree celsius	m/s	Metres per second		

K1 200m TA MEN

Brandenburg

RESULTS

Race 316



K1 200m TA M / Final
SAT 12 JUL 2014 SAT

F

Rank	Boat	NF Code	BIB	Name	100m	200m	Q
1	5	AUT		23 SWOBODA Markus Mendy		42.872 (1)	
2	3	RUS		591 POTANIN Viktor		43.730 (2)	
						0.858	
3	4	ITA		402 MANCARELLA Federico		45.194 (3)	
						2.322	
4	2	GBR		262 TWIGG Liam		46.052 (4)	
						3.180	
5	6	POL		483 MOZDZIERSKI Tomasz		46.172 (5)	
						3.300	
6	7	HUN		358 BENCZE János		46.353 (6)	
						3.481	
7	8	DEN		164 THOMSEN Kasper		48.001 (7)	
						5.129	
8	9	FRA		235 DELANNOY Gautier		49.891 (8)	
						7.019	
9	1	GER		771 DEUSCHL Stefan		50.168 (9)	
						7.296	

Chief Official	NED	Müller Elly	Starter	GBR	Moule Peter
Dep. Chief Official	FRA	Lettienne Michel	Course Umpires	RUS	Mordvin Nicolay
Dep. Chief Official	POL	Stebner Iwona	Course Umpires	LAT	Bome Ilze

Weather Conditions	Air Temperature:	24.0 °C	Wind Speed:	1.0 / 1.0 m/s	Wind Direction:
	Water Temperature:	20.0 °C	Conditions:	Sunny	
	Humidity:	77.0%			

Legend:

QF	Qualified for final	QS	Qualified for semifinal	??	Not clear	X	Eliminated
°C	Degree celsius	m/s	Metres per second				

K1 200m LTA WOMEN

Brandenburg

RESULTS

Race 317



K1 200m LTA W / Final
SAT 12 JUL 2014 SAT

F

Rank	Boat	NF Code	BIB	Name	100m	200m	Q
1	5	GBR		265 DICKINS Anne		50.242 (1)	
2	4	FRA		237 MOREAU Cindy		50.455 (2)	
						0.213	
3	6	ROU		543 LULEA Mihaela		54.057 (3)	
						3.815	
4	7	ESP		200 ELVIRA LÓPEZ Silvia		55.178 (4)	
						4.936	
5	3	RUS		594 EGORKINA Rimma		55.825 (5)	
						5.583	
6	9	UKR		728 LAGUTENKO Nataliia		56.238 (6)	
						5.996	
7	2	POL		487 JUCHIEWICZ Lucyna		59.408 (7)	
						9.166	
8	8	GER		776 GOTTSCHALK Brit		1:03.741 (8)	
						13.499	

Chief Official	NED	Müller Elly	Starter	GBR	Moule Peter
Dep. Chief Official	FRA	Lettienne Michel	Course Umpires	RUS	Mordvin Nicolay
Dep. Chief Official	POL	Stebner Iwona	Course Umpires	LAT	Bome Ilze

Weather Conditions	Air Temperature:	24.0°C	Wind Speed:	1.0 / 1.0 m/s	
	Water Temperature:	20.0°C	Conditions:	Sunny	
	Humidity:	77.0%		Wind Direction:	

Legend:

QF	Qualified for final	QS	Qualified for semifinal	??	Not clear	X	Eliminated
°C	Degree celsius	m/s	Metres per second				

K1 200m A WOMEN

Brandenburg

RESULTS







Race 318



K1 200m A W / Final

F

SAT 12 JUL 2014 SAT

Rank	Boat	NF Code	BIB	Name	100m	200m	Q
1	5	GBR		264 CHIPPINGTON Jeanette		56.596 (1)	
2	4	UKR		727 KUPRIANOVA Svitlana		58.703 (2)	
						2.107	
3	6	RUS		593 DUPIK Alexandra		1:01.446 (3)	
						4.850	
4	3	POL		489 KUBAS Kamila		1:04.504 (4)	
						7.908	
5	7	GER		777 WICHMANN Susanne		1:14.249 (5)	
						17.653	
6	8	HUN		365 Kajdi Katalin		1:31.830 (6)	
						35.234	

Chief Official	NED	Müller Elly	Starter	GBR	Moule Peter
Dep. Chief Official	FRA	Lettienne Michel	Course Umpires	RUS	Mordvin Nicolay
Dep. Chief Official	POL	Stebner Iwona	Course Umpires	LAT	Bome Ilze
Weather Conditions	Air Temperature:	24.0°C	Wind Speed:	1.0 / 1.0 m/s	
	Water Temperature:	20.0°C	Conditions:	Sunny	
	Humidity:	77.0%		Wind Direction:	

Legend:

QF	Qualified for final	QS	Qualified for semifinal	??	Not clear	X	Eliminated
°C	Degree celsius	m/s	Metres per second				

K1 200m LTA MEN

Brandenburg

RESULTS

Race 319



K1 200m LTA M / Final
SAT 12 JUL 2014 SAT

F

Rank	Boat	NF Code	BIB	Name	100m	200m	Q
1	4	ROU		542 SERBAN Iulian		38.461 (1)	
2	3	UKR		725 KIKHAYEV Yuriy		39.184 (2)	
						0.723	
3	5	GER		773 KIEREY Tom		39.375 (3)	
						0.914	
4	6	RUS		589 KRYLOV Leonid		39.617 (4)	
						1.156	
5	7	GBR		258 OLIVER Robert		40.288 (5)	
						1.827	
6	2	POL		485 SURWILO Mateusz		40.823 (6)	
						2.362	
7	8	FRA		236 FARINEAUX Martin		41.130 (7)	
						2.669	
8	1	ITA		405 TESTA Andrea		41.950 (8)	
						3.489	
9	9	IRL		378 O LEARY Patrick		42.193 (9)	
						3.732	

Chief Official	NED	Müller Elly	Starter	GBR	Moule Peter
Dep. Chief Official	FRA	Lettienne Michel	Course Umpires	RUS	Mordvin Nicolay
Dep. Chief Official	POL	Stebner Iwona	Course Umpires	LAT	Bome Ilze

Weather Conditions	Air Temperature:	24.0 °C	Wind Speed:	1.0 / 1.0 m/s	Wind Direction:
	Water Temperature:	20.0 °C	Conditions:	Sunny	
	Humidity:	77.0%			

Legend:

QF	Qualified for final	QS	Qualified for semifinal	??	Not clear	X	Eliminated
°C	Degree celsius	m/s	Metres per second				

V1 200m TA MEN

Brandenburg










RESULTS

Race 320



V1 200m TA M / Final
SAT 12 JUL 2014 SAT

F

Rank	Boat	NF Code	BIB	Name	100m	200m	Q
1	4	ITA		401 BUCCOLIERO Pier Alberto		49.391 (1)	
2	6	GBR		263 YOUNG Jonathan		51.452 (2)	
						2.061	
3	5	ESP		198 REJA Javier		52.242 (3)	
						2.851	
4	2	AUT		23 SWOBODA Markus Mendy		53.674 (4)	
						4.283	
5	3	POL		483 MOZDZIERSKI Tomasz		53.821 (5)	
						4.430	
6	7	GER		774 KILIAN Ivo		54.250 (6)	
						4.859	
7	8	HUN		361 JUHÁSZ Tamás		55.217 (7)	
						5.826	
8	1	UKR		722 DEREZA Sergii		57.950 (8)	
						8.559	
9	9	FRA		234 BERNARD Ronan		58.608 (9)	
						9.217	

Chief Official	NED	Müller Elly	Starter	GBR	Moule Peter
Dep. Chief Official	FRA	Lettienne Michel	Course Umpires	RUS	Mordvin Nicolay
Dep. Chief Official	POL	Stebner Iwona	Course Umpires	LAT	Bome Ilze

Weather Conditions	Air Temperature:	24.0 °C	Wind Speed:	1.0 / 1.0 m/s	Wind Direction:
	Water Temperature:	20.0 °C	Conditions:	Sunny	
	Humidity:	77.0%			

Legend:

QF	Qualified for final	QS	Qualified for semifinal	??	Not clear	X	Eliminated
°C	Degree celsius	m/s	Metres per second				

K1 1000m MEN

Brandenburg

RESULTS

Race 65



K1 1000m M / Final C
SAT 12 JUL 2014 SAT

FC

Rank	Boat	NF Code	BIB	Name	250m	500m	750m	1000m	Q
1	4	FIN		210 DIETRICH Miika	50.97 (1)	1:44.99 (1)	2:40.02 (1)	3:34.136 (1)	
						54.02 (2)	55.03 (1)	54.110 (2)	
2	5	NED		440 BRANDJES Bram	51.35 (5)	1:47.81 (7)	2:43.21 (4)	3:34.847 (2)	
						56.46 (9)	55.40 (2)	51.630 (1)	
					0.38	2.82	3.19	0.711	
3	6	RUS		569 SPESIVTSEV Maxim	52.36 (9)	1:45.68 (2)	2:41.31 (2)	3:36.313 (3)	
						53.32 (1)	55.63 (3)	55.000 (3)	
					1.39	0.69	1.29	2.177	
4	9	CYP		110 DIAMANTIS Andreas	51.17 (3)	1:46.55 (3)	2:42.92 (3)	3:38.736 (4)	
						55.38(=4)	56.37 (4)	55.810 (6)	
					0.20	1.56	2.90	4.600	
5	1	ITA		395 GALLIGANI Matteo	52.27 (8)	1:47.14 (5)	2:44.19 (5)	3:39.354 (5)	
						54.87 (3)	57.05 (6)	55.160 (5)	
					1.30	2.15	4.17	5.218	
6	3	LAT		417 VEISPALS Martins	51.26 (4)	1:46.64 (4)	2:44.55 (6)	3:39.677 (6)	
						55.38(=4)	57.91 (8)	55.120 (4)	
					0.29	1.65	4.53	5.541	
7	7	ISR		380 PODPOLNYY Ilya	51.07 (2)	1:47.36 (6)	2:44.75 (7)	3:41.063 (7)	
						56.29 (7)	57.39 (7)	56.310 (7)	
					0.10	2.37	4.73	6.927	
8	2	MKD		429 DEJKOSKI Konstantin	51.61 (6)	1:47.96 (8)	2:46.74 (9)	3:46.712 (8)	
						56.35 (8)	58.78 (9)	59.970 (8)	
					0.64	2.97	6.72	12.576	
9	8	GRE		284 SYRIOPOULOS Kyriakos	52.18 (7)	1:48.05 (9)	2:45.03 (8)	3:53.274 (9)	
						55.87 (6)	56.98 (5)	1:08.240 (9)	
					1.21	3.06	5.01	19.138	

Chief Official	NED	Müller Elly	Starter	GER	Humme Hans-Walter
Dep. Chief Official	FRA	Lettienne Michel	Course Umpires	BUL	Todorova Veneta
Dep. Chief Official	POL	Stebner Iwona	Course Umpires	RUS	Mordvin Nicolay

Weather Conditions	Air Temperature:	24.0 °C	Wind Speed:	2.0 / 2.0 m/s	Wind Direction:
	Water Temperature:	20.0 °C	Conditions:	Sunny	
	Humidity:	77.0%			

Legend:

QF	Qualified for final	QS	Qualified for semifinal	??	Not clear	X	Eliminated
°C	Degree celsius	m/s	Metres per second				

K1 1000m MEN

Brandenburg

RESULTS

Race 66



K1 1000m M / Final B
SAT 12 JUL 2014 SAT

FB

Rank	Boat	NF Code	BIB	Name	250m	500m	750m	1000m	Q
1	8	CZE		122 DOSTAL Josef	49.74 (1)	1:43.19 (1) 53.45 (1)	2:36.78 (1) 53.59 (1)	3:30.599 (1) 53.810 (6)	
2	4	SLO		602 ZAKRAJSEK Jost	50.98 (4) 1.24	1:44.64 (3) 1.45	2:39.93 (3) 3.15	3:32.550 (2) 52.620 (2) 1.951	
3	5	HUN		307 KAMMERER Zoltán	50.44 (3) 0.70	1:44.54 (2) 1.35	2:39.44 (2) 2.66	3:32.917 (3) 53.470 (5) 2.318	
4	2	SVK		642 GELLE Peter	50.09 (2) 0.35	1:46.68 (8) 3.49	2:42.56 (8) 5.78	3:34.879 (4) 52.310 (1) 4.280	
5	9	SUI		630 WYSS Fabio	51.64 (8) 1.90	1:45.65 (5) 2.46	2:41.44 (5) 4.66	3:34.897 (5) 53.450 (4) 4.298	
6	7	ESP		179 MILLÁN Rubén	51.55 (7) 1.81	1:46.02 (6) 2.83	2:42.00 (7) 5.22	3:34.905 (6) 52.900 (3) 4.306	
7	3	UKR		709 TSURKAN Vitaliy	51.15 (5) 1.41	1:44.85 (4) 1.66	2:41.03 (4) 4.25	3:35.014 (7) 53.980 (7) 4.415	
8	6	NOR		450 SALBU Daniel	51.44 (6) 1.70	1:46.26 (7) 3.07	2:41.76 (6) 4.98	3:41.263 (8) 59.500 (9) 10.664	
9	1	GBR		247 WYCHERLEY Paul	51.80 (9) 2.06	1:47.75 (9) 4.56	2:44.61 (9) 7.83	3:41.363 (9) 56.750 (8) 10.764	

Chief Official	NED	Müller Elly	Starter	GER	Humme Hans-Walter
Dep. Chief Official	FRA	Lettienne Michel	Course Umpires	LAT	Bome Ilze
Dep. Chief Official	POL	Stebner Iwona	Course Umpires	HUN	György Dénes

Weather Conditions	Air Temperature:	24.0 °C	Wind Speed:	2.0 / 2.0 m/s	Wind Direction:
	Water Temperature:	20.0 °C	Conditions:	Sunny	
	Humidity:	77.0%			

Legend:

QF	Qualified for final	QS	Qualified for semifinal	??	Not clear	X	Eliminated
°C	Degree celsius	m/s	Metres per second				

K1 500m WOMEN

Brandenburg

RESULTS

Race 63



K1 500m W / Final B
SAT 12 JUL 2014 SAT

FB

Rank	Boat	NF Code	BIB	Name	250m	500m	Q
1	4	SWE		665 PALDANIUS Sofia	55.90 (1)	1:54.041 (1) 58.140 (2)	
2	5	FRA		229 GUYOT Sarah	57.39 (4)	1:54.592 (2) 57.200 (1) 1.49 0.551	
3	1	BUL		93 FALDUM Berenike	58.28 (6)	1:58.754 (3) 1:00.470 (5) 2.38 4.713	
4	2	NOR		451 LARSEN Mira Veraas	58.69 (7)	1:58.972 (4) 1:00.280 (4) 2.79 4.931	
5	3	SLO		603 OSTERMAN Anja	59.06 (8)	1:59.193 (5) 1:00.130 (3) 3.16 5.152	
6	7	ITA		400 PETRACCA Cristina	56.89 (2)	1:59.912 (6) 1:03.020 (8) 0.99 5.871	
7	6	UKR		714 HORLOVA Anastasiya	57.48 (5)	2:00.167 (7) 1:02.680 (7) 1.58 6.126	
8	8	NED		444 EEF Haaze	59.76 (9)	2:00.977 (8) 1:01.210 (6) 3.86 6.936	
9	9	GRE		286 PIPITSOULI Sofia	57.14 (3)	2:02.826 (9) 1:05.680 (9) 1.24 8.785	

Chief Official	NED	Müller Elly	Starter	GBR	Moule Peter
Dep. Chief Official	FRA	Lettienne Michel	Course Umpires	LAT	Bome Ilze
Dep. Chief Official	POL	Stebner Iwona	Course Umpires	HUN	György Dénes

Weather Conditions	Air Temperature:	24.0 °C	Wind Speed:	1.0 / 1.0 m/s	Wind Direction:
	Water Temperature:	20.0 °C	Conditions:	Sunny	
	Humidity:	77.0%			

Legend:

QF	Qualified for final	QS	Qualified for semifinal	??	Not clear	X	Eliminated
°C	Degree celsius	m/s	Metres per second				

K1 500m MEN Brandenburg RESULTS

Race 64



K1 500m M / Final B

FB

SAT 12 JUL 2014 SAT

Rank	Boat	NF Code	BIB	Name	250m	500m	Q
1	3	SVK		645 JANKOVEC Martin	48.09 (1)	1:40.065 (1) 51.970 (4)	
2	5	RUS		552 ERSHOV Vitaliy	48.64 (2)	1:40.137 (2) 51.490 (1) 0.55 0.072	
3	4	AZE		32 JAVADOV Mirnazim	48.85 (3)	1:40.892 (3) 52.040 (5) 0.76 0.827	
4	8	FIN		210 DIETRICH Miika	49.31 (4)	1:40.973 (4) 51.660 (3) 1.22 0.908	
5	9	HUN		299 GÁL Péter	49.69 (5)	1:41.234 (5) 51.540 (2) 1.60 1.169	
6	6	ITA		395 GALLIGANI Matteo	49.85 (6)	1:42.128 (6) 52.270 (6) 1.76 2.063	
7	2	CYP		110 DIAMANTIS Andreas	51.07 (8)	1:43.599 (7) 52.520 (7) 2.98 3.534	
8	1	NOR		450 SALBU Daniel	51.65 (9)	1:44.266 (8) 52.610 (8) 3.56 4.201	
9	7	ISR		380 PODPOLNYY Ilya	50.72 (7)	1:44.640 (9) 53.920 (9) 2.63 4.575	

Chief Official	NED	Müller Elly	Starter	GER	Humme Hans-Walter
Dep. Chief Official	FRA	Lettienne Michel	Course Umpires	ROU	Sarbu Marian
Dep. Chief Official	POL	Stebner Iwona	Course Umpires	LTU	Raziunas Saulius

Weather Conditions	Air Temperature:	24.0 °C	Wind Speed:	1.0 / 1.0 m/s	Wind Direction:
	Water Temperature:	20.0 °C	Conditions:	Sunny	
	Humidity:	77.0%			

Legend:

QF	Qualified for final	QS	Qualified for semifinal	??	Not clear	X	Eliminated
°C	Degree celsius	m/s	Metres per second				

V1 200m LTA MEN

Brandenburg

RESULTS

Race 315



V1 200m LTA M / Final
SAT 12 JUL 2014 SAT

F

Rank	Boat	NF Code	BIB	Name	100m	200m	Q
1	4	GBR		261 TWEEDIE Martin		50.390 (1)	
2	3	HUN		360 GERI Dániel		51.617 (2)	
						1.227	
3	5	POL		484 ROSINSKI Miroslaw		52.295 (3)	
						1.905	
4	2	RUS		587 EGOROV Aleksei		52.639 (4)	
						2.249	
5	6	UKR		723 DROBANTSEV Yevgen		55.220 (5)	
						4.830	
6	8	ITA		405 TESTA Andrea		55.867 (6)	
						5.477	
7		GER		770 BOWITZKY Gerhard			DNF

Chief Official	NED	Müller Elly	Starter	GBR	Moule Peter
Dep. Chief Official	FRA	Letienne Michel	Course Umpires	RUS	Mordvin Nicolay
Dep. Chief Official	POL	Stebner Iwona	Course Umpires	LAT	Bome Ilze

Weather Conditions	Air Temperature:	24.0°C	Wind Speed:	1.0 / 1.0 m/s	Wind Direction:
	Water Temperature:	20.0°C	Conditions:	Sunny	
	Humidity:	77.0%			

Legend:

QF	Qualified for final	QS	Qualified for semifinal	??	Not clear	X	Eliminated
DNF	Did not finish	°C	Degree celsius	m/s	Metres per second		

K1 200m TA MEN

Brandenburg



RESULTS

Race 316



K1 200m TA M / Final
SAT 12 JUL 2014 SAT

F

Rank	Boat	NF Code	BIB	Name	100m	200m	Q
1	5	AUT		23 SWOBODA Markus Mendy		42.872 (1)	
2	3	RUS		591 POTANIN Viktor		43.730 (2)	
						0.858	
3	4	ITA		402 MANCARELLA Federico		45.194 (3)	
						2.322	
4	2	GBR		262 TWIGG Liam		46.052 (4)	
						3.180	
5	6	POL		483 MOZDZIERSKI Tomasz		46.172 (5)	
						3.300	
6	7	HUN		358 BENCZE János		46.353 (6)	
						3.481	
7	8	DEN		164 THOMSEN Kasper		48.001 (7)	
						5.129	
8	9	FRA		235 DELANNOY Gautier		49.891 (8)	
						7.019	
9	1	GER		771 DEUSCHL Stefan		50.168 (9)	
						7.296	

Chief Official	NED	Müller Elly	Starter	GBR	Moule Peter
Dep. Chief Official	FRA	Lettienne Michel	Course Umpires	RUS	Mordvin Nicolay
Dep. Chief Official	POL	Stebner Iwona	Course Umpires	LAT	Bome Ilze

Weather Conditions	Air Temperature:	24.0 °C	Wind Speed:	1.0 / 1.0 m/s	Wind Direction:
	Water Temperature:	20.0 °C	Conditions:	Sunny	
	Humidity:	77.0%			

Legend:

QF	Qualified for final	QS	Qualified for semifinal	??	Not clear	X	Eliminated
°C	Degree celsius	m/s	Metres per second				

K1 200m LTA WOMEN

Brandenburg

RESULTS

Race 317



K1 200m LTA W / Final
SAT 12 JUL 2014 SAT

F

Rank	Boat	NF Code	BIB	Name	100m	200m	Q
1	5	GBR		265 DICKINS Anne		50.242 (1)	
2	4	FRA		237 MOREAU Cindy		50.455 (2)	
						0.213	
3	6	ROU		543 LULEA Mihaela		54.057 (3)	
						3.815	
4	7	ESP		200 ELVIRA LÓPEZ Silvia		55.178 (4)	
						4.936	
5	3	RUS		594 EGORKINA Rimma		55.825 (5)	
						5.583	
6	9	UKR		728 LAGUTENKO Nataliia		56.238 (6)	
						5.996	
7	2	POL		487 JUCHIEWICZ Lucyna		59.408 (7)	
						9.166	
8	8	GER		776 GOTTSCHALK Brit		1:03.741 (8)	
						13.499	

Chief Official	NED	Müller Elly	Starter	GBR	Moule Peter
Dep. Chief Official	FRA	Lettienne Michel	Course Umpires	RUS	Mordvin Nicolay
Dep. Chief Official	POL	Stebner Iwona	Course Umpires	LAT	Bome Ilze

Weather Conditions	Air Temperature:	24.0 °C	Wind Speed:	1.0 / 1.0 m/s	
	Water Temperature:	20.0 °C	Conditions:	Sunny	
	Humidity:	77.0%		Wind Direction:	

Legend:

QF	Qualified for final	QS	Qualified for semifinal	??	Not clear	X	Eliminated
°C	Degree celsius	m/s	Metres per second				

K1 200m A WOMEN

Brandenburg

RESULTS







Race 318



K1 200m A W / Final

F

SAT 12 JUL 2014 SAT

Rank	Boat	NF Code	BIB	Name	100m	200m	Q
1	5	GBR		264 CHIPPINGTON Jeanette		56.596 (1)	
2	4	UKR		727 KUPRIANOVA Svitlana		58.703 (2)	
						2.107	
3	6	RUS		593 DUPIK Alexandra		1:01.446 (3)	
						4.850	
4	3	POL		489 KUBAS Kamila		1:04.504 (4)	
						7.908	
5	7	GER		777 WICHMANN Susanne		1:14.249 (5)	
						17.653	
6	8	HUN		365 Kajdi Katalin		1:31.830 (6)	
						35.234	

Chief Official	NED	Müller Elly	Starter	GBR	Moule Peter
Dep. Chief Official	FRA	Lettienne Michel	Course Umpires	RUS	Mordvin Nicolay
Dep. Chief Official	POL	Stebner Iwona	Course Umpires	LAT	Bome Ilze
Weather Conditions	Air Temperature:	24.0°C	Wind Speed:	1.0 / 1.0 m/s	
	Water Temperature:	20.0°C	Conditions:	Sunny	
	Humidity:	77.0%		Wind Direction:	

Legend:

QF	Qualified for final	QS	Qualified for semifinal	??	Not clear	X	Eliminated
°C	Degree celsius	m/s	Metres per second				

K1 200m LTA MEN

Brandenburg

RESULTS

Race 319



K1 200m LTA M / Final
SAT 12 JUL 2014 SAT

F

Rank	Boat	NF Code	BIB	Name	100m	200m	Q
1	4	ROU		542 SERBAN Iulian		38.461 (1)	
2	3	UKR		725 KIKHAYEV Yuriy		39.184 (2)	
						0.723	
3	5	GER		773 KIEREY Tom		39.375 (3)	
						0.914	
4	6	RUS		589 KRYLOV Leonid		39.617 (4)	
						1.156	
5	7	GBR		258 OLIVER Robert		40.288 (5)	
						1.827	
6	2	POL		485 SURWILO Mateusz		40.823 (6)	
						2.362	
7	8	FRA		236 FARINEAUX Martin		41.130 (7)	
						2.669	
8	1	ITA		405 TESTA Andrea		41.950 (8)	
						3.489	
9	9	IRL		378 O LEARY Patrick		42.193 (9)	
						3.732	

Chief Official	NED	Müller Elly	Starter	GBR	Moule Peter
Dep. Chief Official	FRA	Lettienne Michel	Course Umpires	RUS	Mordvin Nicolay
Dep. Chief Official	POL	Stebner Iwona	Course Umpires	LAT	Bome Ilze

Weather Conditions	Air Temperature:	24.0 °C	Wind Speed:	1.0 / 1.0 m/s	Wind Direction:
	Water Temperature:	20.0 °C	Conditions:	Sunny	
	Humidity:	77.0%			

Legend:

QF	Qualified for final	QS	Qualified for semifinal	??	Not clear	X	Eliminated
°C	Degree celsius	m/s	Metres per second				










V1 200m TA MEN
Brandenburg
RESULTS

Race 320



V1 200m TA M / Final
SAT 12 JUL 2014 SAT

F

Rank	Boat	NF Code	BIB	Name	100m	200m	Q
1	4	ITA		401 BUCCOLIERO Pier Alberto		49.391 (1)	
2	6	GBR		263 YOUNG Jonathan		51.452 (2)	
						2.061	
3	5	ESP		198 REJA Javier		52.242 (3)	
						2.851	
4	2	AUT		23 SWOBODA Markus Mendy		53.674 (4)	
						4.283	
5	3	POL		483 MOZDZIERSKI Tomasz		53.821 (5)	
						4.430	
6	7	GER		774 KILIAN Ivo		54.250 (6)	
						4.859	
7	8	HUN		361 JUHÁSZ Tamás		55.217 (7)	
						5.826	
8	1	UKR		722 DEREZA Sergii		57.950 (8)	
						8.559	
9	9	FRA		234 BERNARD Ronan		58.608 (9)	
						9.217	

Chief Official	NED	Müller Elly	Starter	GBR	Moule Peter
Dep. Chief Official	FRA	Lettienne Michel	Course Umpires	RUS	Mordvin Nicolay
Dep. Chief Official	POL	Stebner Iwona	Course Umpires	LAT	Bome Ilze

Weather Conditions	Air Temperature:	24.0 °C	Wind Speed:	1.0 / 1.0 m/s	Wind Direction:
	Water Temperature:	20.0 °C	Conditions:	Sunny	
	Humidity:	77.0%			

Legend:

QF	Qualified for final	QS	Qualified for semifinal	??	Not clear	X	Eliminated
°C	Degree celsius	m/s	Metres per second				

K1 1000m WOMEN

Brandenburg

RESULTS

Race 67



K1 1000m W / Final

F

SAT 12 JUL 2014 SAT

Rank	Boat	NF Code	BIB	Name	250m	500m	750m	1000m	Q
1	4	HUN		338 CSIPES Tamara	56.10 (2)	1:54.94 (2)	2:55.31 (1)	3:56.643 (1)	
						58.84 (2)	1:00.37 (1)	1:01.330 (4)	
					0.17	0.66			
2	5	SWE		665 PALDANIUS Sofia	55.93 (1)	1:54.28 (1)	2:55.46 (2)	3:56.700 (2)	
						58.35 (1)	1:01.18 (2)	1:01.240 (3)	
							0.15	0.057	
3	3	RUS		577 KHARITONOVA Anastasiya	56.19 (3)	1:55.37 (3)	2:57.31 (3)	3:58.292 (3)	
						59.18 (3)	1:01.94 (4)	1:00.980 (2)	
					0.26	1.09	2.00	1.649	
4	8	UKR		719 RYMKEVYCH Svitlana	58.08 (7)	1:58.94 (6)	3:01.02 (6)	4:01.674 (4)	
						1:00.86 (6)	1:02.08 (5)	1:00.650 (1)	
					2.15	4.66	5.71	5.031	
5	2	ROU		535 CAMINESCU Florentina	56.50 (4)	1:55.93 (4)	2:58.17 (4)	4:01.924 (5)	
						59.43 (4)	1:02.24 (6)	1:03.750 (7)	
					0.57	1.65	2.86	5.281	
6	1	NOR		451 LARSEN Mira Veraas	58.93 (8)	2:00.94 (8)	3:02.77 (7)	4:04.555 (6)	
						1:02.01 (8)	1:01.83 (3)	1:01.780 (5)	
					3.00	6.66	7.46	7.912	
7	9	GER		766 KNORR Anne	57.71 (6)	1:59.45 (7)	3:02.93 (8)	4:04.744 (7)	
						1:01.74 (7)	1:03.48 (8)	1:01.810 (6)	
					1.78	5.17	7.62	8.101	
8	6	POL		477 KRUKOWSKA Magdalena	56.93 (5)	1:56.49 (5)	2:59.93 (5)	4:05.360 (8)	
						59.56 (5)	1:03.44 (7)	1:05.430 (8)	
					1.00	2.21	4.62	8.717	
7		SRB		626 RUZICIC-BENEDEK Dalma				DNS	

Chief Official	NED	Müller Elly	Starter	GBR	Moule Peter
Dep. Chief Official	FRA	Lettienne Michel	Course Umpires	LAT	Bome Ilze
Dep. Chief Official	POL	Stebner Iwona	Course Umpires	CZE	Charvatova Hana

Weather Conditions	Air Temperature:	22.0 °C	Wind Speed:	2.5 / 2.5 m/s	Wind Direction:
	Water Temperature:	20.0 °C	Conditions:	Sunny	
	Humidity:	74.0%			

Legend:

QF	Qualified for final	QS	Qualified for semifinal	??	Not clear	X	Eliminated
DNS	Did not start	°C	Degree celsius	m/s	Metres per second		

C1 1000m MEN

Brandenburg

RESULTS

Race 68



C1 1000m M / Final

F

SAT 12 JUL 2014 SAT

Rank	Boat	NF Code	BIB	Name	250m	500m	750m	1000m	Q
1	5	GER		740 BRENDEL Sebastian	55.14 (1)	1:55.20 (1)	2:55.05 (1)	3:54.822 (1)	
						1:00.06 (4)	59.85 (1)	59.770 (5)	
2	7	HUN		330 VAJDA Attila	56.60 (4)	1:55.80 (2)	2:55.86 (2)	3:55.577 (2)	
						59.20 (1)	1:00.06 (2)	59.710 (4)	
					1.46	0.60	0.81	0.755	
3	8	RUS		557 MELANTYEV Viktor	56.25 (2)	1:55.96 (3)	2:56.80 (3)	3:57.676 (3)	
						59.71 (2)	1:00.84 (4)	1:00.870 (6)	
					1.11	0.76	1.75	2.854	
4	4	BLR		67 PIATROU Maksim	57.29 (7)	1:57.21 (4)	2:59.16 (4)	3:58.401 (4)	
						59.92 (3)	1:01.95 (5)	59.240 (2)	
					2.15	2.01	4.11	3.579	
5	6	ITA		392 CRACIUN Sergiu	58.99 (8)	2:00.10 (8)	3:00.36 (5)	3:58.451 (5)	
						1:01.11 (6)	1:00.26 (3)	58.090 (1)	
					3.85	4.90	5.31	3.629	
6	1	SVK		649 RUSNÁK Matej	56.98 (6)	1:58.17 (7)	3:00.66 (7)	4:00.112 (6)	
						1:01.19 (8)	1:02.49 (6)	59.450 (3)	
					1.84	2.97	5.61	5.290	
7	9	MDA		430 RUSU Pavel	56.84 (5)	1:57.97 (6)	3:00.89 (8)	4:02.449 (7)	
						1:01.13 (7)	1:02.92 (7)	1:01.550 (7)	
					1.70	2.77	5.84	7.627	
8	3	CZE		126 FUKSA Martin	56.34 (3)	1:57.30 (5)	3:00.57 (6)	4:03.273 (8)	
						1:00.96 (5)	1:03.27 (8)	1:02.700 (8)	
					1.20	2.10	5.52	8.451	
9	2	FRA		224 GOUBEL Mathieu	59.62 (9)	2:04.31 (9)	3:16.54 (9)	4:25.631 (9)	
						1:04.69 (9)	1:12.23 (9)	1:09.090 (9)	
					4.48	9.11	21.49	30.809	

Chief Official	NED	Müller Elly	Starter	GER	Humme Hans-Walter
Dep. Chief Official	FRA	Lettienne Michel	Course Umpires	HUN	György Dénes
Dep. Chief Official	POL	Stebner Iwona	Course Umpires	ROU	Sarbu Marian

Weather Conditions	Air Temperature:	22.0 °C	Wind Speed:	2.5 / 2.5 m/s	Wind Direction:
	Water Temperature:	20.0 °C	Conditions:	Sunny	
	Humidity:	74.0%			

Legend:

QF	Qualified for final	QS	Qualified for semifinal	??	Not clear	X	Eliminated
°C	Degree celsius	m/s	Metres per second				

K1 1000m MEN

Brandenburg

RESULTS

Race 69



K1 1000m M / Final A
SAT 12 JUL 2014 SAT

FA

Rank	Boat	NF Code	BIB	Name	250m	500m	750m	1000m	Q
1	6	BLR		73 YURENIA Aleh	49.61 (6)	1:41.26 (3)	2:34.50 (1)	3:27.455 (1)	
						51.65 (1)	53.24 (1)	52.950 (2)	
					1.74	0.38			
2	5	DEN		155 POULSEN Rene Holten	49.25 (4)	1:41.05 (2)	2:34.71 (2)	3:28.711 (2)	
						51.80 (2)	53.66 (2)	54.000 (4)	
					1.38	0.17	0.21	1.256	
3	4	GER		744 HOFF Max	49.04 (2)	1:42.10 (5)	2:36.69 (4)	3:30.388 (3)	
						53.06 (7)	54.59 (4)	53.690 (3)	
					1.17	1.22	2.19	2.933	
4	9	BUL		92 KIRCHEV Miroslav	50.31 (8)	1:42.87 (6)	2:38.87 (8)	3:30.904 (4)	
						52.56 (5)	56.00 (8)	52.030 (1)	
					2.44	1.99	4.37	3.449	
5	3	POR		502 PIMENTA Fernando	47.87 (1)	1:40.88 (1)	2:35.88 (3)	3:31.105 (5)	
						53.01 (6)	55.00 (6)	55.220 (7)	
							1.38	3.650	
6	7	BEL		41 PANNECOUCKE Laurens	49.13 (3)	1:41.68 (4)	2:37.13 (5)	3:31.308 (6)	
						52.55(=3)	55.45 (7)	54.170 (5)	
					1.26	0.80	2.63	3.853	
7	8	POL		472 ROSOLSKI Rafal	50.87 (9)	1:43.42 (8)	2:38.08 (6)	3:32.875 (7)	
						52.55(=3)	54.66 (5)	54.790 (6)	
					3.00	2.54	3.58	5.420	
8	1	SRB		618 PAJIC Dejan	49.70 (7)	1:44.36 (9)	2:38.70 (7)	3:34.217 (8)	
						54.66 (9)	54.34 (3)	55.510 (8)	
					1.83	3.48	4.20	6.762	
9	2	FRA		223 CARRE Cyrille	49.34 (5)	1:43.31 (7)	2:39.46 (9)	3:36.117 (9)	
						53.97 (8)	56.15 (9)	56.650 (9)	
					1.47	2.43	4.96	8.662	

Chief Official	NED	Müller Elly	Starter	GER	Humme Hans-Walter
Dep. Chief Official	FRA	Lettienne Michel	Course Umpires	LTU	Raziunas Saulius
Dep. Chief Official	POL	Stebner Iwona	Course Umpires	BUL	Todorova Veneta

Weather Conditions	Air Temperature:	22.0 °C	Wind Speed:	2.5 / 2.5 m/s	
	Water Temperature:	20.0 °C	Conditions:	Sunny	
	Humidity:	74.0%			Wind Direction:

Legend:

QF	Qualified for final	QS	Qualified for semifinal	??	Not clear	X	Eliminated
°C	Degree celsius	m/s	Metres per second				

K2 1000m WOMEN

Brandenburg

RESULTS

Race 70



K2 1000m W / Final A
SAT 12 JUL 2014 SAT

FA

Rank	Boat	NF Code	BIB	Name	250m	500m	750m	1000m	Q	
1	8	BLR		81	YURCHANKA Sofiya	50.31 (1)	1:43.32 (1)	2:38.77 (1)	3:35.225 (1)	
				74	GRISHINA Aleksandra		53.01 (1)	55.45 (1)	56.450 (4)	
2	6	HUN		348	MEDVECZKY Erika	51.21 (3)	1:46.42 (3)	2:42.00 (3)	3:37.363 (2)	
				350	SARUDI Aliz	0.90	3.10	3.23	2.138	
3	4	GER		764	HERING Sabrina	51.00 (2)	1:45.12 (2)	2:41.29 (2)	3:37.474 (3)	
				765	KRIEGERSTEIN Steffi	0.69	1.80	2.52	2.249	
4	5	POL		476	DZIENISZEWSKA Edyta	52.00 (4)	1:47.41 (4)	2:44.00 (4)	3:42.364 (4)	
				481	WLOSIK Anna	1.69	4.09	5.23	7.139	
5	2	CZE		139	HAVLOVA Andrea	55.00 (6)	1:52.05 (6)	2:49.74 (6)	3:46.188 (5)	
				142	MACHOVA Monika	4.69	8.73	10.97	10.963	
6	3	RUS		579	LUKINA Daria	52.81 (5)	1:50.00 (5)	2:49.06 (5)	3:50.030 (6)	
				576	BAKHAREVA Galina	2.50	6.68	10.29	14.805	
7	7	TUR		681	SEPRENYI Sara	55.70 (7)	1:55.27 (7)	2:57.00 (7)	3:58.889 (7)	
				678	BURSALI Buse	5.39	11.95	18.23	23.664	

Chief Official	NED	Müller Elly	Starter	GER	Humme Hans-Walter
Dep. Chief Official	FRA	Letienne Michel	Course Umpires	LAT	Bome Ilze
Dep. Chief Official	POL	Stebner Iwona	Course Umpires	CZE	Charvatova Hana

Weather Conditions	Air Temperature:	22.0°C	Wind Speed:	2.5 / 2.5 m/s	Wind Direction:
	Water Temperature:	20.0°C	Conditions:	Sunny	
	Humidity:	74.0%			

Legend:

QF	Qualified for final	QS	Qualified for semifinal	??	Not clear	X	Eliminated
°C	Degree celsius	m/s	Metres per second				

C4 1000m MEN

Brandenburg

RESULTS

Race 71



C4 1000m M / Final A

FA

SAT 12 JUL 2014 SAT

Rank	Boat	NF Code	BIB	Name	250m	500m	750m	1000m	Q	
1	5	BLR		69	RABCHANKA Dzmitry	46.17 (1)	1:36.23 (1)	2:27.38 (1)	3:17.912 (1)	
				71	VAITSISHKIN Dzmitry		50.06 (3)	51.15 (1)	50.530 (3)	
				63	HARAZHA Dzianis					
				72	VAUCHETSKI Aliaksandr					
2	2	HUN		333	VASS András	46.27 (2)	1:37.00 (3)	2:28.49 (2)	3:19.316 (2)	
				309	KISS Tamás		50.73 (6)	51.49 (2)	50.820 (5)	
				323	SARUDI Pál	0.10	0.77	1.11	1.404	
				331	VARGA Dávid					
3	6	UKR		700	KOVALENKO Denys	48.00 (5)	1:38.22 (5)	2:30.08 (4)	3:20.007 (3)	
				690	AKHADOV Elnur		50.22 (4)	51.86 (3)	49.920 (1)	
				696	IANCHUK Dmytro	1.83	1.99	2.70	2.095	
				702	MISHUK Taras					
4	1	RUS		566	SHAMSHURIN Kirill	48.86 (6)	1:38.00 (4)	2:30.19 (5)	3:20.914 (4)	
				553	ISHMUKHAMEDOV Rasul		49.14 (1)	52.19 (5)	50.720 (4)	
				557	MELANTYEV Viktor	2.69	1.77	2.81	3.002	
				561	PETROV Dmitry					
5	7	GER		751	MÜLLER Michael	46.40 (3)	1:36.74 (2)	2:28.78 (3)	3:21.441 (5)	
				749	LEUE Erik		50.34 (5)	52.04 (4)	52.660 (7)	
				743	HENNIG Sebastian	0.23	0.51	1.40	3.529	
				748	KRETSCHMER Peter					
6	3	POL		468	KULETA Piotr	47.19 (4)	1:38.84 (6)	2:31.70 (7)	3:22.116 (6)	
				463	GRZYBOWSKI Marcin		51.65 (7)	52.86 (7)	50.410 (2)	
				466	KAMINSKI Mateusz	1.02	2.61	4.32	4.204	
				461	BARNIAK Tomasz					
7	8	CZE		128	KORANDA Lukas	49.32 (7)	1:39.01 (7)	2:31.45 (6)	3:24.018 (7)	
				123	DUBSKY Vaclav		49.69 (2)	52.44 (6)	52.560 (6)	
				133	RUSO Vojtech	3.15	2.78	4.07	6.106	
				131	MISKOVSKY Radek					
4		ROU		528	GHEOCA Gabriel				DSQ	
				525	CONDRAT Petre					
				522	CHIRILA Iosif					
				524	COMANICI Florin					

Chief Official	NED	Müller Elly	Starter	GBR	Moule Peter
Dep. Chief Official	FRA	Lettienne Michel	Course Umpires	HUN	György Dénes
Dep. Chief Official	POL	Stebner Iwona	Course Umpires	ROU	Sarbu Marian

Weather Conditions	Air Temperature:	22.0 °C	Wind Speed:	2.5 / 2.5 m/s	Wind Direction:
	Water Temperature:	20.0 °C	Conditions:	Sunny	
	Humidity:	74.0%			

Legend:

QF	Qualified for final	QS	Qualified for semifinal	??	Not clear	X	Eliminated
DSQ	Disqualified	°C	Degree celsius	m/s	Metres per second		

K4 500m WOMEN

Brandenburg

RESULTS

Race 72



K4 500m W / Final

F

SAT 12 JUL 2014 SAT

Rank	Boat	NF Code	BIB	Name	250m	500m	Q
1	5	HUN		352 SZABÓ Gabriella	44.86 (1)	1:30.847 (1)	
				345 KOZÁK Danuta		45.980 (1)	
				343 KÁRÁSZ Anna			
				357 VAD Ninetta			
2	6	POL		480 WALCZYKIEWICZ Marta	45.23 (3)	1:31.926 (2)	
				482 WOJNAROWSKA Ewelina		46.690 (2)	
				479 NAJA Karolina		0.37 1.079	
				478 MIKOLAJCZYK Beata			
3	2	RUS		575 ANYSHINA Elena	45.56 (4)	1:32.366 (3)	
				585 STEPANOVA Kira		46.800 (3)	
				584 SOBETOVA Vera		0.70 1.519	
				578 LOBOVA Natalia			
4	4	GER		769 WEBER Franziska	45.14 (2)	1:32.628 (4)	
				760 DIETZE Tina		47.480 (4)	
				763 HANTL Verena		0.28 1.781	
				768 WASSMUTH Conny			
5	7	UKR		713 GALUSHKO Liudmyla	46.93 (8)	1:34.618 (5)	
				717 KICHASOVA Mariia		47.680 (5)	
				718 POVKH Mariya		2.07 3.771	
				720 TODOROVA Anastasiia			
6	3	SWE		666 STENSILS Linnea	45.89 (6)	1:35.110 (6)	
				667 WIKBERG Moa		49.220 (7)	
				664 JOHANSSON Karin		1.03 4.263	
				663 ANDERSSON Klara			
7	1	FRA		232 MAYER Joanne	47.07 (9)	1:35.681 (7)	
				231 LHOPE Amandine		48.610 (6)	
				233 TROEL Sarah		2.21 4.834	
				230 JAMELOT Lea			
8	9	ROU		534 BORHA Roxana Petronela	45.70 (5)	1:35.715 (8)	
				541 TARAN Iuliana Andreea		50.010 (8)	
				539 PLESCA Bianca Sorina		0.84 4.868	
				536 LAURIC Irina			
9	8	POR		512 VASCONCELOS Joana	46.42 (7)	1:36.997 (9)	
				509 LAIA Francisca		50.570 (9)	
				508 GOMES Beatriz		1.56 6.150	
				511 RODRIGUES Helena			

Chief Official	NED	Müller Elly	Starter	BLR	Shablyka Siarhei
Dep. Chief Official	FRA	Letienne Michel	Course Umpires	LTU	Raziunas Saulius
Dep. Chief Official	POL	Stebner Iwona	Course Umpires	BUL	Todorova Veneta

Weather Conditions	Air Temperature:	22.0°C	Wind Speed:	2.5 / 2.5 m/s	Wind Direction:
	Water Temperature:	20.0°C	Conditions:	Sunny	
	Humidity:	74.0%			

K4 500m WOMEN
Brandenburg
RESULTS

Race 72



K4 500m W / Final

F

SAT 12 JUL 2014 SAT

Legend:

QF	Qualified for final	QS	Qualified for semifinal	??	Not clear	X	Eliminated
°C	Degree celsius	m/s	Metres per second				

K2 1000m MEN

Brandenburg

RESULTS

Race 73



K2 1000m M / Final

F

SAT 12 JUL 2014 SAT

Rank	Boat	NF Code	BIB	Name	250m	500m	750m	1000m	Q	
1	5	GER		756	RENSCHMIDT Max	43.73 (1)	1:32.01 (4)	2:20.77 (4)	3:06.792 (1)	
				742	GROSS Marcus		48.28 (5)	48.76 (2)	46.020 (1)	
						0.96	0.42			
2	6	FRA		226	HYBOIS Arnaud	44.23 (3)	1:31.05 (1)	2:20.35 (1)	3:07.306 (2)	
				225	HUBERT Etienne		46.82 (1)	49.30 (8)	46.950 (2)	
						0.50		0.514		
3	7	SVK		651	VLCEK Erik	44.49 (4)	1:31.32 (2)	2:20.48 (2)	3:07.905 (3)	
				650	TARR Juraj		46.83 (2)	49.16 (6)	47.420 (3)	
						0.76	0.27	0.13	1.113	
4	4	RUS		556	MEDVEDEV Ilya	44.14 (2)	1:31.78 (3)	2:20.66 (3)	3:09.354 (4)	
				564	RYAKHOV Anton		47.64 (3)	48.88 (5)	48.690 (8)	
						0.41	0.73	0.31	2.562	
5	1	LTU		423	NEKRIOUSIUS Ricardas	44.85 (7)	1:33.48 (7)	2:22.09 (5)	3:10.267 (5)	
				424	OLIJNIK Andrej		48.63 (7)	48.61 (1)	48.170 (4)	
						1.12	2.43	1.74	3.475	
6	3	HUN		328	TÓTH Dávid	44.67 (5)	1:33.09 (6)	2:22.28 (6)	3:10.872 (6)	
				314	KULIFAI Tamás		48.42 (6)	49.19 (7)	48.590 (7)	
						0.94	2.04	1.93	4.080	
7	8	UKR		699	KOPYSTYNSKYI Roman	44.76 (6)	1:32.83 (5)	2:22.76 (7)	3:11.055 (7)	
				692	BASHTOVYY Serhiy		48.07 (4)	49.93 (9)	48.290 (5)	
						1.03	1.78	2.41	4.263	
8	9	SLO		600	APOLLONIO Alan	45.28 (8)	1:35.01 (8)	2:23.87 (8)	3:12.236 (8)	
				601	BLAZEVIC Simon		49.73 (9)	48.86(=3)	48.360 (6)	
						1.55	3.96	3.52	5.444	
9	2	ESP		183	RODRÍGUEZ Víctor	45.48 (9)	1:35.10 (9)	2:23.96 (9)	3:13.008 (9)	
				175	COSGAYA Diego		49.62 (8)	48.86(=3)	49.040 (9)	
						1.75	4.05	3.61	6.216	

Chief Official	NED	Müller Elly	Starter	BLR	Shablyka Siarhei
Dep. Chief Official	FRA	Lettienne Michel	Course Umpires	LAT	Bome Ilze
Dep. Chief Official	POL	Stebner Iwona	Course Umpires	CZE	Charvatova Hana

Weather Conditions	Air Temperature:	22.0°C	Wind Speed:	2.5 / 2.5 m/s	
	Water Temperature:	20.0°C	Conditions:	Sunny	
	Humidity:	74.0%			Wind Direction:

Legend:

QF	Qualified for final	QS	Qualified for semifinal	??	Not clear	X	Eliminated
°C	Degree celsius	m/s	Metres per second				

C2 1000m MEN

Brandenburg

RESULTS

Race 74



C2 1000m M / Final

F

SAT 12 JUL 2014 SAT

Rank	Boat	NF Code	BIB	Name	250m	500m	750m	1000m	Q
1	4	HUN		332 VASBÁNYAI Henrik	52.30 (8)	1:45.80 (3)	2:38.90 (2)	3:31.449 (1)	
				316 MIKE Róbert		53.50 (2)	53.10 (1)	52.540 (1)	
					2.88	3.37	1.82		
2	5	RUS		554 KOROVASHKOV Alexey	49.42 (1)	1:42.43 (1)	2:37.08 (1)	3:32.788 (2)	
				559 PERVUKHIN Ilya		53.01 (1)	54.65 (5)	55.700 (6)	
								1.339	
3	7	CZE		132 RADON Jaroslav	51.98 (7)	1:46.54 (4)	2:40.93 (3)	3:35.467 (3)	
				124 DVORAK Filip		54.56 (4)	54.39 (3)	54.530 (5)	
					2.56	4.11	3.85	4.018	
4	2	GER		753 OELTZE Yul	51.89 (6)	1:47.98 (8)	2:42.44 (5)	3:36.009 (4)	
				759 VERCH Ronald		56.09 (9)	54.46 (4)	53.560 (3)	
					2.47	5.55	5.36	4.560	
5	9	ESP		174 CAMPOS Antonio	53.80 (9)	1:48.83 (9)	2:43.04 (6)	3:36.260 (5)	
				185 ROMERO Diego		55.03 (5)	54.21 (2)	53.220 (2)	
					4.38	6.40	5.96	4.811	
6	1	BLR		61 BAHDANOVICH Andrei	51.38 (3)	1:46.80 (5)	2:44.41 (9)	3:38.938 (6)	
				60 BAHDANOVICH Aliaksandr		55.42 (7)	57.61 (9)	54.520 (4)	
					1.96	4.37	7.33	7.489	
7	8	AZE		30 BEZUGLIY Sergiy	51.61 (5)	1:46.92 (6)	2:43.21 (7)	3:39.171 (7)	
				33 KUPIN Oleksii		55.31 (6)	56.29 (7)	55.960 (7)	
					2.19	4.49	6.13	7.722	
8	3	POL		465 KACZOR Tomasz	51.47 (4)	1:47.01 (7)	2:43.49 (8)	3:41.137 (8)	
				474 SLOMINSKI Vincent		55.54 (8)	56.48 (8)	57.640 (8)	
					2.05	4.58	6.41	9.688	
9	6	ROU		526 DUMITRESCU LAZAR Liviu Alrexa	50.80 (2)	1:45.24 (2)	2:41.05 (4)	3:45.359 (9)	
				531 MIHALACHI Victor		54.44 (3)	55.81 (6)	1:04.300 (9)	
					1.38	2.81	3.97	13.910	

Chief Official	NED	Müller Elly	Starter	BLR	Shablyka Siarhei
Dep. Chief Official	FRA	Lettienne Michel	Course Umpires	HUN	György Dénes
Dep. Chief Official	POL	Stebner Iwona	Course Umpires	ROU	Sarbu Marian

Weather Conditions	Air Temperature:	22.0°C	Wind Speed:	2.5 / 2.5 m/s	
	Water Temperature:	20.0°C	Conditions:	Sunny	
	Humidity:	74.0%			Wind Direction:

Legend:

QF	Qualified for final	QS	Qualified for semifinal	??	Not clear	X	Eliminated
°C	Degree celsius	m/s	Metres per second				