

RESULTS



Race No. 1

K1 500M WOMEN

Friday, 31.05.2013

09.00

1 TO FIN, 2-7 TO SF, REST OUT

HEAT 1/ 3

1	3	 DEN	85	HANSEN HENRIETTE	2:04.711	
2	2	 SLO	315	PONOMARENKO JANIC SPELA	2:06.727 2.016	00:59:76 (1)
3	8	 FRA	105	GUYOT SARAH	2:09.115 4.404	01:02:19 (4) 00:00:43
4	7	 FRA	126	TULEU GABRIELLE	2:10.915 6.204	01:01:44 (2) 00:01:68
5	6	 NED	219	EERDE VAN ROWDY	2:13.323 8.612	01:01:76 (3) 00:00:32
6	5	 LAT	190	LASMA LIEPA	2:15.035 10.324	01:02:67 (5) 00:00:48
7	1	 LTU	193	SUDEIKYTE DOVILE	2:23.047 18.336	01:04:27 (6) 00:01:60
8	4	 CHI	80	ORELLANA YSUMY	2:28.007 23.296	01:06:90 (7) 00:02:62

Chief Official: Frank Garner

Chief Finishing: Teresa Kaczmarek

Course Umpire: P.F. Larsen, P. Bernard

Starter: Bartosz Wiśniewski

Water: 14 °C

Air: 15 °C

Wind Force: 1 m/s

Direction: W



ICF CANOE SPRINT WORLD CUP POZNAŃ 2013 31.05-02.06.2013

RESULTS



Race No. 2








K1 500M WOMEN

Friday, 31.05.2013

09.05

1 TO FIN, 2-7 TO SF, REST OUT

HEAT 2/ 3

1	7	 GER	159	WAGNER-AUGUSTIN KATRIN	2:04.319	00:58:10 (1)
2	6	 NZL	227	CARRINGTON LISA	2:07.411 3.092	00:59:50 (3) 00:00:21
3	3	 CAN	71	RUSSELL MICHELLE	2:08.467 4.148	00:59:30 (2) 00:01:20
4	2	 KAZ	177	SERGEYEVA NATALYA	2:09.823 5.504	01:02:37 (5) 00:00:19
5	8	 RSA	289	HARTLEY BRIDGITTE	2:09.999 5.680	01:02:72 (6) 00:00:35
6	1	 POL	370	KRUKOWSKA MAGDALENA	2:13.567 9.248	01:02:18 (4) 00:02:67
7	5	 NED	220	HAAZE EEF	2:15.279 10.960	01:04:80 (7) 00:02:08

Chief Official: Frank Garner

Chief Finishing: Teresa Kaczmarek

Course Umpire: W. Birecki, L. Birecki

Starter: Bartosz Wiśniewski

Water: 14 °C

Air: 15 °C

Wind Force: 1 m/s

Direction: W

RESULTS



Race No. 3

K1 500M WOMEN

Friday, 31.05.2013

09.10

1 TO FIN, 2-7 TO SF, REST OUT

HEAT 3/ 3

1	1	 GER	142	KNORR ANNE	2:06.943	01:02:50 (3) 00:00:56
2	5	 SVK	321	KOHLOVA MARTINA	2:07.163 0.220	01:00:67 (1)
3	2	 CAN	55	IRVIN ALEXA	2:13.203 6.260	01:03:34 (4) 00:00:85
4	6	 KAZ	174	KLINOVA INNA	2:14.679 7.736	01:01:94 (2) 00:01:26
5	4	 SWE	345	WIKBERG MOA	2:16.379 9.436	01:03:54 (5) 00:00:19
6	3	 IRL	164	EGAN JENNY	2:17.295 10.352	01:05:01 (7) 00:01:23
7	8	 POL	248	KOWALCZYK AGNIESZKA	2:20.551 13.608	01:03:78 (6) 00:00:24
8	7	 MLT	216	BORG COSTANZI NICOLA	2:26.599 19.656	01:19:01 (8) 00:14:00

Chief Official: Frank Garner

Chief Finishing: Teresa Kaczmarek

Course Umpire: H. Korc-Chmielewska, A. Kąkol

Starter: Bartosz Wiśniewski

Water: 14 °C

Air: 15 °C

Wind Force: 1 m/s

Direction: W

RESULTS



Race No. 4

K2 500M WOMEN

Friday, 31.05.2013

09.15

1-3 FIN, 4-7 + 8th B.T. TO SF

HEAT 1/ 2

1	1	 POL	259 239	MIKOŁAJCZYK BEATA DZIENISZEWSKA EDYTA	1:54.277	01:08:31 (1)
2	2	 SWE	337 324	STENSILS LINNEA ANDERSSON KLARA	1:58.493 4.216	01:08:51 (2)
3	6	 AUT	18 20	LEHACI ANA ROXANA SCHWARZ VIKTORIA	1:58.597 4.320	01:09:19 (4)
4	3	 CAN	62 50	LOUNDER UNA FOURNEL EMILIE	1:59.517 5.240	01:09:06 (3)
5	4	 GER	133 145	GEBHARDT MELANIE KRIEGERSTEIN STEFFI	2:04.525 10.248	01:21:67 (5)
6	7	 CHI	80 84	ORELLANA YSUMY VALENZUELA JEANARETT	2:20.585 26.308	01:21:87 (6)

Chief Official: Frank Garner

Chief Finishing: Teresa Kaczmarek

Course Umpire: P.F. Larsen, P. Bernard

Starter: Bartosz Wiśniewski

Water: 14 °C

Air: 15 °C

Wind Force: 1 m/s

Direction: W



ICF CANOE SPRINT WORLD CUP POZNAŃ 2013 31.05-02.06.2013

RESULTS



Race No. 5




K2 500M WOMEN

Friday, 31.05.2013

09.20

1-3 FIN, 4-7 + 8th B.T. TO SF

HEAT 2 / 2

1	3	 CAN	39 52	BEAUCHESNE-SEVIGNY GENEVIEVE FRASER KATHLEEN	1:57.075	01:03:09 (1)
2	2	 GER	137 152	HERING SABRINA NICHE DEBORA	1:57.279 0.204	01:03:44 (2)
3	4	 POL	281 247	WALCZYKIEWICZ MARTA KONIECZNA ANETA	1:58.475 1.400	01:03:65 (3)
4	1	 NZL	232 228	HATTON TENEALE DODWELL RACHAEL	1:58.847 1.772	01:03:84 (4)
5	5	 FRA	109 125	JAMELOT LEA TROEL SARAH	2:00.959 3.884	01:04:18 (5)
6	6	 AUT	17 16	BACHMAYER KATHRIN BACHMAYER SABINE	2:08.123 11.048	01:04:85 (6)

Chief Official: Frank Garner

Chief Finishing: Teresa Kaczmarek

Course Umpire: W. Birecki, L. Birecki

Starter: Bartosz Wiśniewski

Water: 14 °C

Air: 15 °C

Wind Force: 1 m/s

Direction: W

RESULTS



Race No. 6

K1 1000M MEN

Friday, 31.05.2013

09.40

1 TO FIN, 2-7 TO SF, REST OUT

HEAT 1/ 3

1	9	 GER	139	HOFF MAX	4:00.714	00:56:34 (1) 01:57:05 (1) 02:57:76 (1)
2	7	 DEN	86	POULSEN RENE HOLTEN	4:07.382 6.668	00:57:01 (2) 00:00:67 01:59:73 (2) 00:02:67 03:03:58 (2) 00:05:82
3	1	 POL	266	ROSOLSKI RAFAŁ	4:07.834 7.120	00:58:90 (4) 00:00:32 02:00:24 (3) 00:00:51 03:04:30 (3) 00:00:72
4	6	 NED	218	BRANDJES BRAM	4:09.846 9.132	00:58:58 (3) 00:01:57 02:03:07 (5) 00:00:72 03:07:21 (4) 00:02:91
5	2	 ARG	7	DAL-BO DANIEL	4:10.390 9.676	00:59:25 (5) 00:00:35 02:02:35 (4) 00:02:11 03:07:57 (5) 00:00:35
6	4	 IRL	166	FITZSIMONS MICHAEL	4:12.394 11.680	00:59:46 (6) 00:00:21 02:04:43 (6) 00:01:36 03:09:92 (7) 00:01:28
7	5	 SVK	318	GELLE PETER	4:13.410 12.696	01:00:02 (7) 00:00:56 02:05:34 (7) 00:00:91 03:08:64 (6) 00:01:07
8	8	 BEL	29	PETERS WILLIAM	4:14.450 13.736	01:00:93 (8) 00:00:91 02:06:14 (8) 00:00:80 03:12:51 (8) 00:02:59

Chief Official: Frank Garner

Chief Finishing: Teresa Kaczmarek

Course Umpire: H. Korc-Chmielewska, A. Kałol

Starter: Bartłomiej Kasparzak

Water: 14 °C

Air: 15 °C

Wind Force: 1 m/s

Direction: W

RESULTS



Race No. 7

K1 1000M MEN

Friday, 31.05.2013

09.47

1 TO FIN, 2-7 TO SF, REST OUT

HEAT 2/ 3

1	1	 BLR	364	YURENIA ALEH	4:07.095	00:58:16 (2) 00:00:37 02:01:85 (1) 03:04:80 (1)
2	9	 SUI	317	WYSS FABIO	4:09.607 2.512	01:00:72 (6) 00:00:34 02:04:65 (6) 00:00:48 03:06:91 (2) 00:02:11
3	8	 SLO	316	ZAKRAJSEK JOST	4:11.375 4.280	01:00:38 (5) 00:00:56 02:04:17 (5) 00:00:53 03:07:63 (4) 00:00:27
4	3	 MEX	208	MONTALVO CARLOS	4:12.115 5.020	01:01:31 (7) 00:00:59 02:02:65 (2) 00:00:80 03:08:03 (5) 00:00:40
5	2	 NZL	231	FOUHY BEN	4:12.343 5.248	00:57:79 (1) 02:05:65 (7) 00:00:99 03:08:70 (6) 00:00:67
6	4	 SWE	327	GUSTAFSSON ANDERS	4:12.411 5.316	01:01:82 (8) 00:00:51 02:06:45 (9) 00:00:40 03:09:07 (7) 00:00:37
7	6	 GER	140	KAISER JOCHEN	4:14.227 7.132	00:59:82 (4) 00:01:10 02:03:65 (4) 00:00:64 03:07:36 (3) 00:00:45
8	7	 UZB	354	IBRAGIMOV VILIAM	4:20.015 12.920	00:58:72 (3) 00:00:56 02:03:01 (3) 00:00:35 03:09:76 (8) 00:00:69
9	5	 SVK	319	JANKOVEC MARTIN	4:25.107 18.012	02:06:05 (8) 00:00:40 03:12:65 (9) 00:02:90

Chief Official: Frank Garner

Chief Finishing: Teresa Kaczmarek

Course Umpire: P.F. Larsen, P. Bernard

Starter: Bartłomiej Kasparzak

Water: 14 °C

Air: 15 °C

Wind Force: 1 m/s

Direction: W

RESULTS



Race No. 8








K1 1000M MEN

Friday, 31.05.2013

09.54

1 TO FIN, 2-7 TO SF, REST OUT

HEAT 3/ 3

1	6	 AUS	15	WALLACE KEN	4:04.781	01:00:59 (4) 00:00:24 02:00:26 (1) 03:02:05 (1)
2	1	 UZB	357	MOCHALOV ALEXEY	4:05.145 0.364	01:01:31 (5) 00:00:72 02:02:26 (3) 00:00:64 03:04:88 (2) 00:02:83
3	7	 CAN	58	JORENS STEVEN	4:09.225 4.444	00:58:99 (2) 00:00:32 02:03:46 (5) 00:00:85 03:06:70 (5) 00:00:35
4	4	 POL	261	OLSZEWSKI TOMASZ	4:09.273 4.492	01:02:23 (6) 00:00:91 02:03:97 (6) 00:00:51 03:06:03 (3) 00:01:15
5	8	 KAZ	180	YEMELYANOV ALEXANDER	4:09.689 4.908	01:00:35 (3) 00:01:36 02:04:64 (7) 00:00:67 03:08:35 (7) 00:00:77
6	2	 FRA	115	LECRUBIER VINCENT	4:13.701 8.920	00:58:67 (1) 02:01:62 (2) 00:01:36 03:06:35 (4) 00:00:32
7	5	 IRL	170	WATKINS BARRY	4:19.713 14.932	01:02:47 (7) 00:00:24 02:02:61 (4) 00:00:35 03:07:58 (6) 00:00:88

Chief Official: Frank Garner

Chief Finishing: Teresa Kaczmarek

Course Umpire: W. Birecki, L. Birecki

Starter: Bartłomiej Kasparzak

Water: 14 °C

Air: 15 °C

Wind Force: 1 m/s

Direction: W

RESULTS



Race No. 9

C1 1000M MEN

Friday, 31.05.2013

10.01

1 TO FIN, 2-7 TO SF, REST OUT

HEAT 1/ 3

1	3	 CAN	65	OLDERSHAW MARK	4:31.672	01:03:44 (1) 02:12:96 (1) 03:21:72 (1)
2	1	 POL	241	GRZYBOWSKI MARCIN	4:36.912 5.240	01:04:48 (2) 00:01:04 02:13:37 (2) 00:00:42 03:24:89 (2) 00:03:16
3	2	 RUS	300	ISHMUKHAMEDOV RASUL	4:37.940 6.268	01:05:52 (3) 00:01:04 02:15:20 (3) 00:01:82 03:25:10 (3) 00:01:11
4	7	 LAT	185	GATIS PRANKS	4:40.288 8.616	01:06:08 (4) 00:00:56 02:19:07 (6) 00:00:35 03:31:18 (5) 00:01:15
5	5	 MEX	199	CRISTOBAL QUIRINO JOSE	4:42.648 10.976	01:06:32 (5) 00:00:24 02:17:44 (4) 00:02:24 03:30:03 (4) 00:04:03
6	4	 BRA	33	MORENO WLADIMIR	4:43.200 11.528	01:07:31 (6) 00:00:99 02:18:72 (5) 00:01:28 03:32:11 (6) 00:00:93
7	6	 GER	157	VANDREY JAN	4:58.064 26.392	01:09:23 (7) 00:01:92 02:23:77 (7) 00:04:70 03:40:52 (7) 00:08:42

Chief Official: Frank Garner

Chief Finishing: Teresa Kaczmarek

Course Umpire: H. Korc-Chmielewska, A. Kałol

Starter: Peter Moule

Water: 14 °C

Air: 15 °C

Wind Force: 1 m/s

Direction: W

RESULTS



Race No. 10







C1 1000M MEN

Friday, 31.05.2013

10.08

1 TO FIN, 2-7 TO SF, REST OUT

HEAT 2/ 3

1	2	 GER	129	BRENDEL SEBASTIAN	4:26.762	01:02:72 (1) 02:12:03 (2) 00:00:38 03:18:28 (1)
2	6	 UZB	356	KOCHNEV GERASIM	4:26.878 0.116	01:05:87 (4) 00:01:04 02:11:65 (1) 03:19:48 (2) 00:01:20
3	7	 RUS	312	SHAMSHURIN KIRILL	4:49.518 22.756	01:04:83 (3) 00:00:56 02:15:15 (3) 00:03:12 03:30:30 (3) 00:10:82
4	1	 FRA	104	GOUBEL MATHIEU	4:53.882 27.120	01:04:27 (2) 00:01:55 02:21:05 (5) 00:02:08 03:37:31 (5) 00:02:54
5	5	 KAZ	181	YEMELYANOV SERGEY	4:54.150 27.388	01:07:46 (5) 00:01:58 02:18:97 (4) 00:03:82 03:34:76 (4) 00:04:46
6	3	 AZE	24	KUPIN OLEKSIY	4:56.110 29.348	01:08:38 (6) 00:00:93 02:27:28 (7) 00:03:87 03:44:54 (7) 00:02:27
7	4	 MEX	203	LEON QUIRINO LEONARDO	4:57.666 30.904	01:08:78 (7) 00:00:40 02:23:41 (6) 00:02:35 03:42:27 (6) 00:04:96

Chief Official: Frank Garner

Chief Finishing: Teresa Kaczmarek

Course Umpire: P.F. Larsen, P. Bernard

Starter: Peter Moule

Water: 14 °C

Air: 15 °C

Wind Force: 1 m/s

Direction: W

RESULTS



Race No. 11

C1 1000M MEN

Friday, 31.05.2013

10.15

1 TO FIN, 2-7 TO SF, REST OUT

HEAT 3/ 3

1	3	 BRA	32	DOS SANTOS ISAQUIAS	4:41.762	01:05:42 (1) 02:16:83 (2) 00:00:43 03:26:16 (1)
2	1	 FRA	92	BEUGNET ROMAIN	4:50.790 9.028	01:05:71 (2) 00:00:29 02:16:40 (1) 03:26:59 (2) 00:00:43
3	7	 KAZ	175	PETROV VLADIMIR	4:51.366 9.604	01:09:82 (5) 00:01:39 02:22:29 (5) 00:00:22 03:36:36 (4) 00:01:76
4	5	 POL	253	KUDŁA MICHAŁ	4:51.530 9.768	01:06:91 (3) 00:01:20 02:19:18 (3) 00:02:35 03:34:60 (3) 00:08:02
5	6	 CAN	36	ANDISON JAMIE	5:01.494 19.732	01:08:43 (4) 00:01:52 02:22:06 (4) 00:02:88
6	2	 CHI	81	TAFRA JOHNNATHAN	5:18.046 36.284	01:10:38 (6) 00:00:56 02:30:83 (6) 00:08:54 03:37:60 (5) 00:01:23

Chief Official: Frank Garner

Chief Finishing: Teresa Kaczmarek

Course Umpire: W. Birecki, L. Birecki

Starter: Peter Moule

Water: 14 °C

Air: 15 °C

Wind Force: 1 m/s

Direction: W

RESULTS



Race No. 12

K2 1000M MEN

Friday, 31.05.2013

10.22

1-3 FIN, 4-7 + 8th B.T. TO SF

HEAT 1 / 2

1	3	 POL	274 254	SZANDRACH PAWEŁ KUJAWSKI MARIUSZ	3:41.970	00:52:82 (4) 00:00:30 01:48:27 (2) 00:00:88 02:45:10 (1)
2	5	 BEL	27 28	CAUWENBERGH OLIVIER PANNECOUCKE LAURENS	3:43.442 1.472	00:52:51 (3) 00:00:26 01:48:62 (3) 00:00:35 02:47:45 (3) 00:01:95
3	7	 GER	135 132	HARBRECHT GORDAN FROESE TORBEN	3:45.930 3.960	00:51:95 (1) 01:47:39 (1) 02:45:50 (2) 00:00:40
4	6	 FRA	94 127	BURGER GUILLAUME URBAN QUENTIN	3:49.890 7.920	00:52:26 (2) 00:00:30 01:50:01 (5) 00:00:96 02:49:61 (6) 00:00:37
5	4	 ARG	9 3	DE GESUS JUAN PABLO CARRERAS GONZALO	3:51.210 9.240	01:51:57 (7) 00:00:30 02:49:25 (5) 00:00:35
6	8	 CAN	43 57	CLARKE ROB JESSOP ANDREW	3:51.930 9.960	00:53:54 (5) 00:00:72 01:49:05 (4) 00:00:43 02:48:89 (4) 00:01:44
7	2	 SWE	328 325	HEMSELIUS DANIEL BARSK JOHANNES	3:52.666 10.696	00:53:86 (6) 00:00:32 01:51:26 (6) 00:01:25 02:52:32 (7) 00:02:70
8	1	 KAZ	179 172	SULTANBEKOV DAVLET BEREZINTSEV YURIY	3:53.110 11.140	00:54:26 (7) 00:00:41 01:54:56 (8) 00:02:99 02:55:10 (8) 00:03:68

Chief Official: Frank Garner

Chief Finishing: Teresa Kaczmarek

Course Umpire: H. Korc-Chmielewska, A. Kałol

Starter: Peter Moule

Water: 14 °C

Air: 15 °C

Wind Force: 1 m/s

Direction: W

RESULTS



Race No. 13

K2 1000M MEN

Friday, 31.05.2013

10.29

1-3 FIN, 4-7 + 8th B.T. TO SF

HEAT 2 / 2

1	4	 CAN	74 67	VAN KOEVERDEN ADAM REARDON BRADY	3:38.629	00:52:30 (4) 00:00:94 01:46:56 (3) 00:00:48 02:43:79 (3) 00:00:72
2	2	 EST	87 88	ALUPERE KAAREL TOOTSI TARMO	3:39.045 0.416	00:51:36 (3) 00:00:32 01:46:08 (2) 00:00:32 02:43:07 (2) 00:00:48
3	1	 GER	149 156	KUX FABIAN SCHMUDE DAVID	3:39.261 0.632	00:50:75 (1) 01:45:76 (1) 02:42:59 (1)
4	3	 KAZ	173 171	DERGUNOV ALEXEY ALEXEYEV YEVGENIY	3:43.853 5.224	00:51:04 (2) 00:00:29 01:50:78 (4) 00:04:22 02:47:10 (4) 00:03:31
5	6	 AUT	22 21	WECHT ALEXANDER TRUMMER ERWIN	3:49.965 11.336	00:53:47 (5) 00:01:17 01:52:33 (7) 00:00:27 02:50:98 (7) 00:00:44
6	7	 NED	222 221	KALF WALTER HOOGERS JASPER	3:51.061 12.432	00:53:82 (6) 00:00:35 01:51:74 (5) 00:00:96 02:50:14 (5) 00:03:04
7	5	 POL	272 283	STABNO BARTOSZ WARSZAWSKI OSKAR	3:51.753 13.124	00:54:19 (7) 00:00:37 01:52:06 (6) 00:00:32 02:50:54 (6) 00:00:40

Chief Official: Frank Garner

Chief Finishing: Teresa Kaczmarek

Course Umpire: P.F. Larsen, P. Bernard

Starter: Peter Moule

Water: 14 °C

Air: 15 °C

Wind Force: 1 m/s

Direction: W



ICF CANOE SPRINT WORLD CUP POZNAŃ 2013 31.05-02.06.2013

RESULTS



Race No. 14

C2 1000M MEN

Friday, 31.05.2013

10.36

1-3 FIN, 4-7 + 8th B.T. TO SF

HEAT 1 / 2

1	1	 CAN	75 41	VARGA ROLAND BRYANT PAUL	4:05.430	00:57:98 (1) 01:59:65 (1) 03:03:26 (1)
2	5	 BRA	35 31	SOUZA SILVA ERLON DE OLIVEIRA RONILSON	4:05.898 0.468	00:59:62 (3) 00:00:29 02:01:89 (3) 00:00:26 03:04:03 (2) 00:00:77
3	6	 KAZ	178 176	SINYAVSKIY MAXIM SAFRONOV YEVGENIY	4:06.886 1.456	00:59:33 (2) 00:01:34 02:02:19 (4) 00:00:30 03:05:61 (4) 00:00:67
4	2	 GER	153 151	OELZE YUL MUELLER MAX	4:08.462 3.032	01:00:02 (4) 00:00:40 02:01:63 (2) 00:01:98 03:04:94 (3) 00:00:91
5	7	 POL	269 264	SITKOWSKI JAKUB POŚPIECH DANIEL	4:23.678 18.248	02:04:83 (6) 00:00:53 03:12:88 (5) 00:07:26
6	4	 AZE	25 26	MATVIYCHUK TARAS MELNIK ANATOLII	4:24.914 19.484	01:00:90 (5) 00:00:88 02:04:30 (5) 00:02:11 03:14:19 (6) 00:01:31
7	3	 FRA	121 119	SIKORA DAMIEN MARTIN PIERRICK	4:30.926 25.496	01:02:10 (6) 00:01:20 02:10:17 (7) 00:05:34 03:20:81 (7) 00:06:62

Chief Official: Frank Garner

Chief Finishing: Teresa Kaczmarek

Course Umpire: W. Birecki, L. Birecki

Starter: Bartosz Wiśniewski

Water: 14 °C

Air: 15 °C

Wind Force: 1 m/s

Direction: W

RESULTS



Race No. 15

C2 1000M MEN

Friday, 31.05.2013

10.43

1-3 FIN, 4-7 + 8th B.T. TO SF

HEAT 2 / 2

1	3	 RUS	304 308	KOROVASHKOV ALEXEY PERVUKHIN ILYA	4:07.877	01:02:37 (6) 00:00:66 02:03:79 (1) 03:06:77 (2) 00:00:72
2	7	 CAN	70 38	RUSSELL BENJAMIN BEAUCHESNE-SEVIGNY GABRIEL	4:08.341 0.464	01:00:96 (3) 00:00:19 02:04:89 (4) 00:00:40 03:06:05 (1)
3	2	 POL	244 279	KACZOR TOMASZ SŁOMIŃSKI VINCENT	4:08.389 0.512	01:00:77 (2) 00:00:29 02:04:49 (3) 00:00:46 03:07:60 (3) 00:00:83
4	6	 GER	144 147	KRETSCHMER PETER KUSCHELA KURT	4:08.553 0.676	01:00:48 (1) 02:04:03 (2) 00:00:24 03:08:13 (4) 00:00:53
5	4	 FRA	93 89	BEUGNET MATHIEU BART ADRIEN	4:27.577 19.700	01:01:25 (4) 00:00:29 02:06:14 (5) 00:01:25 03:09:39 (5) 00:01:26
6	5	 MEX	196 197	CAMILO CORTES ZEFERINO CAMILO CORTES FRANCISCO	4:34.505 26.628	01:01:71 (5) 00:00:46 02:12:35 (7) 00:03:22 03:21:84 (7) 00:01:07
7	1	 KAZ	182 183	YEMELYANOV MIKHAIL YEMELYANOV TIMOFEY	4:36.477 28.600	01:03:15 (7) 00:00:78 02:09:13 (6) 00:02:99 03:20:76 (6) 00:11:38

Chief Official: Frank Garner

Chief Finishing: Teresa Kaczmarek

Course Umpire: H. Korc-Chmielewska, A. Kałol

Starter: Bartosz Wiśniewski

Water: 14 °C

Air: 15 °C

Wind Force: 1 m/s

Direction: W



ICF CANOE SPRINT WORLD CUP POZNAŃ 2013 31.05-02.06.2013

RESULTS



Race No. 16

K4 1000M MEN

Friday, 31.05.2013

10.50

1-3 FIN, 4-7 + 8th B.T. TO SF

HEAT 1/ 2

1	3	 FRA	115 97 107 110	LECRUBIER VINCENT CARRE CYRILLE HUBERT ETIENNE JONCOUR MORGAN	3:19.718	00:48:08 (2) 00:02:35 01:35:46 (1) 02:27:87 (1)
2	1	 GER	148 155 136 140	KUX NIKLAS REUSCHENBACH LUKAS HENSEL SOEREN KAISER JOCHEN	3:22.002 2.284	00:49:31 (4) 00:00:64 01:39:53 (3) 00:00:24 02:31:07 (2) 00:03:20
3	5	 POL	237 262 246 252	BRZEZIŃSKI MARTIN PANNELLIER WOJCIECH KLICZKOWSKI DORIAN KRZESIŃSKI MATEUSZ	3:22.310 2.592	00:50:08 (5) 00:00:77 01:39:93 (4) 00:00:40 02:33:66 (4) 00:02:03
4	4	 CAN	37 54 68 48	BEAUCHESNE ETIENNE HUGHES MARSHALL ROWORTH SAM DUCHESNEAU PHIL	3:23.698 3.980	00:45:73 (1) 01:41:05 (5) 00:01:12 02:35:71 (5) 00:02:04
5	2	 MEX	215 204 200 207	VALDEZ GONZALEZ JESUS LOPEZ QUINTERO JAVIER FUENTES JUAREZ OSBALDO MEDINILLA RIOS AGUSTIN	3:24.818 5.100	00:48:67 (3) 00:00:59 01:39:29 (2) 00:03:84 02:31:63 (3) 00:00:56

Chief Official: Frank Garner

Chief Finishing: Teresa Kaczmarek

Course Umpire: P.F. Larsen, P. Bernard

Starter: Bartosz Wiśniewski

Water: 14 °C

Air: 15 °C

Wind Force: 1 m/s

Direction: W



ICF CANOE SPRINT WORLD CUP POZNAŃ 2013 31.05-02.06.2013

RESULTS



Race No. 17

K4 1000M MEN

Friday, 31.05.2013

10.57

1-3 FIN, 4-7 + 8th B.T. TO SF

HEAT 2 / 2

1	3	 ARG	1 2 10 13	BERGERO JUAN PABLO CACERES JUAN IGNACIO DE TORRES PABLO SALLETTE ROBERTO	3:18.032	00:36:72 (2) 00:07:63 01:35:61 (1) 02:26:62 (1)
2	2	 POL	240 257 250 266	FLORCZAK PAWEŁ MAROŃ RAFAŁ KRAJEWSKI ARKADIUSZ ROSOLSKI RAFAŁ	3:18.724 0.692	00:38:48 (3) 00:01:76 01:36:34 (2) 00:00:72 02:27:31 (2) 00:00:69
3	5	 UZB	351 353 357 358	BORZOV SERGEY GORN VYACHESLAV MOCHALOV ALEXEY TROPIN ALEXANDER	3:18.948 0.916	00:46:06 (5) 00:00:54 01:39:01 (5) 00:01:73 02:29:26 (4) 00:01:12
4	4	 NZL	233 230 226 229	QUICKENDEN ZAC FITZGERALD JARROD BATS JASPER FITZGERALD DARRYL	3:21.644 3.612	00:29:09 (1) 01:36:69 (3) 00:00:35 02:28:14 (3) 00:00:83
5	1	 SWE	342 326 344 333	SVENSSON EMIL ELENIUS JOEL WETSERLIND JORGEN LILIJA JOHAN	3:28.664 10.632	00:45:52 (4) 00:07:04 01:37:28 (4) 00:00:59 02:32:45 (5) 00:03:18

Chief Official: Frank Garner

Chief Finishing: Teresa Kaczmarek

Course Umpire: W. Birecki, L. Birecki

Starter: Bartosz Wiśniewski

Water: 14 °C

Air: 15 °C

Wind Force: 1 m/s

Direction: W

RESULTS



Race No. 18

K1 500M WOMEN

Friday, 31.05.2013

14.00

1-3 TO FA, 4-7+8th B.T. TO FB

SF 1 / 2

1	5	 SVK	321	KOHLLOVA MARTINA	2:05.792	00:59:84 (1)
2	7	 KAZ	177	SERGEYEVA NATALYA	2:07.644 1.852	01:03:17 (4) 00:00:21
3	4	 CAN	71	RUSSELL MICHELLE	2:07.976 2.184	01:00:16 (2) 00:00:32
4	6	 FRA	105	GUYOT SARAH	2:07.980 2.188	01:02:96 (3) 00:02:80
5	8	 POL	370	KRUKOWSKA MAGDALENA	2:09.364 3.572	01:03:79 (5) 00:00:62
6	1	 POL	248	KOWALCZYK AGNIESZKA	2:13.508 7.716	
7	9	 LAT	190	LASMA LIEPA	2:15.192 9.400	01:13:29 (8)
8	3	 KAZ	174	KLINOVA INNA	2:28.168 22.376	01:13:10 (7)
	2	 NED	219	EERDE VAN ROWDY	DSQ	01:04:30 (6) 00:00:51

Chief Official: Frank Garner

Chief Finishing: Teresa Kaczmarek

Course Umpire: H. Korc-Chmielewska, A. Kąkol

Starter: Bartosz Wiśniewski

Water: 14 °C

Air: 15 °C

Wind Force: 1 m/s

Direction: W

RESULTS



Race No. 19

K1 500M WOMEN

Friday, 31.05.2013

14.05

1-3 TO FA, 4-7+8th B.T. TO FB

SF 2 / 2

1	5	 SLO	315	PONOMARENKO JANIC SPELA	2:01.712	00:59:52 (2) 00:00:51
2	4	 NZL	227	CARRINGTON LISA	2:02.780 1.068	00:59:01 (1)
3	7	 RSA	289	HARTLEY BRIDGITTE	2:04.868 3.156	01:00:56 (3) 00:01:04
4	6	 CAN	55	IRVIN ALEXA	2:07.396 5.684	01:01:97 (5) 00:01:12
5	3	 FRA	126	TULEU GABRIELLE	2:07.708 5.996	01:00:85 (4) 00:00:29
6	1	 NED	220	HAAZE EEF	2:10.532 8.820	01:02:83 (7) 00:00:35
7	8	 IRL	164	EGAN JENNY	2:11.316 9.604	01:02:48 (6) 00:00:51
8	2	 SWE	345	WIKBERG MOA	2:11.444 9.732	01:04:03 (9) 00:00:27
9	9	 LTU	193	SUDEIKYTE DOVILE	2:16.800 15.088	01:03:76 (8) 00:00:93

Chief Official: Frank Garner

Chief Finishing: Teresa Kaczmarek

Course Umpire: P.F. Larsen, P. Bernard

Starter: Bartosz Wiśniewski

Water: 14 °C

Air: 15 °C

Wind Force: 1 m/s

Direction: W

RESULTS



Race No. 20

K2 500M WOMEN

Friday, 31.05.2013

14.10

1-3 TO FIN, REST OUT

SF 1/ 1

1	5	 CAN	62 50	LOUNDER UNA FOURNEL EMILIE	1:53.150	00:53:58 (1)
2	6	 GER	133 145	GEBHARDT MELANIE KRIEGERSTEIN STEFFI	1:53.218 0.068	00:54:30 (3) 00:00:32
3	4	 NZL	232 228	HATTON TENEALE DODWELL RACHAEL	1:54.210 1.060	00:55:18 (4) 00:00:88
4	3	 FRA	109 125	JAMELOT LEA TROEL SARAH	1:54.294 1.144	00:53:98 (2) 00:00:40
5	7	 AUT	17 16	BACHMAYER KATHRIN BACHMAYER SABINE	1:59.870 6.720	00:56:21 (5) 00:01:02
	2	 CHI	80 84	ORELLANA YSUMY VALENZUELA JEANARETT	DSQ	

Chief Official: Frank Garner

Chief Finishing: Teresa Kaczmarek

Course Umpire: W. Birecki, L. Birecki

Starter: Bartosz Wiśniewski

Water: 14 °C

Air: 15 °C

Wind Force: 1 m/s

Direction: W

RESULTS



Race No. 21

K1 1000M MEN

Friday, 31.05.2013

14.30

1-3 TO FA, 4-7+8th B.T. TO FB

SF 1/ 2

1	5	 UZB	357	MOCHALOV ALEXEY	3:49.574	00:55:73 (4) 00:00:29 01:53:68 (2) 00:00:80 02:52:70 (3) 00:00:11
2	6	 POL	266	ROSOLSKI RAFAŁ	3:49.998 0.424	00:57:01 (9) 00:00:24 01:53:97 (3) 00:00:29 02:52:16 (1)
3	8	 SWE	327	GUSTAFSSON ANDERS	3:50.162 0.588	00:54:85 (1) 01:54:51 (5) 00:00:35
4	4	 SLO	316	ZAKRAJSEK JOST	3:50.590 1.016	00:55:97 (5) 00:00:24 01:54:16 (4) 00:00:19 02:53:52 (6) 00:00:29
5	2	 ARG	7	DAL-BO DANIEL	3:52.210 2.636	00:56:45 (7) 00:00:32 01:56:56 (9) 00:01:04 02:54:78 (7) 00:01:26
6	1	 IRL	170	WATKINS BARRY	3:52.554 2.980	00:56:77 (8) 00:00:32 01:52:88 (1) 02:52:88 (4) 00:00:18
7	7	 MEX	208	MONTALVO CARLOS	3:55.930 6.356	00:55:44 (3) 00:00:32 01:54:83 (6) 00:00:32 02:53:23 (5) 00:00:35
8	9	 IRL	166	FITZSIMONS MICHAEL	3:56.086 6.512	00:55:12 (2) 00:00:27 01:55:52 (8) 00:00:32 02:52:59 (2) 00:00:43
9	3	 POL	261	OLSZEWSKI TOMASZ	4:02.310 12.736	00:56:13 (6) 00:00:16 01:55:20 (7) 00:00:37 02:56:97 (8) 00:02:19

Chief Official: Frank Garner

Chief Finishing: Teresa Kaczmarek

Course Umpire: H. Korc-Chmielewska, A. Kąkol

Starter: Bartłomiej Kasprzak

Water: 14 °C

Air: 15 °C

Wind Force: 1 m/s

Direction: W

RESULTS



Race No. 22








K1 1000M MEN

Friday, 31.05.2013

14.37

1-3 TO FA, 4-7+8th B.T. TO FB

SF 2 / 2

1	5	 DEN	86	POULSEN RENE HOLTEN	3:45.854	00:57:12 (6) 00:00:53 01:52:40 (2) 00:00:24 02:48:80 (1)
2	9	 SVK	318	GELLE PETER	3:46.582 0.728	00:57:63 (8) 00:00:21 01:56:30 (7) 00:00:32 02:52:19 (5) 00:00:32
3	8	 FRA	115	LECRUBIER VINCENT	3:47.422 1.568	00:54:48 (2) 00:00:88 01:52:16 (1) 02:50:43 (2) 00:01:63
4	7	 NZL	231	FOUHY BEN	3:47.946 2.092	00:58:08 (9) 00:00:45 01:54:24 (4) 00:00:93 02:50:90 (3) 00:00:46
5	4	 SUI	317	WYSS FABIO	3:48.106 2.252	00:57:42 (7) 00:00:30 01:54:94 (5) 00:00:70 02:52:54 (6) 00:00:35
6	3	 NED	218	BRANDJES BRAM	3:50.950 5.096	00:53:60 (1) 01:53:31 (3) 00:00:91 02:51:87 (4) 00:00:98
7	1	 GER	140	KAISER JOCHEN	3:54.054 8.200	00:56:59 (5) 00:00:24 01:56:67 (8) 00:00:37 02:54:89 (7) 00:02:35
8	2	 KAZ	180	YEMELYANOV ALEXANDER	3:54.982 9.128	00:56:35 (4) 00:01:55 01:57:42 (9) 00:00:75 02:55:90 (9) 00:00:61
9	6	 CAN	58	JORENS STEVEN	4:00.906 15.052	00:54:80 (3) 00:00:32 01:55:98 (6) 00:01:04 02:55:29 (8) 00:00:40

Chief Official: Frank Garner

Chief Finishing: Teresa Kaczmarek

Course Umpire: P.F. Larsen, P. Bernard

Starter: Bartłomiej Kasprzak

Water: 14 °C

Air: 19 °C

Wind Force: 2 m/s

Direction: NE

RESULTS



Race No. 23

C1 1000M MEN

Friday, 31.05.2013

14.44

1-3 TO FA, 4-7+8th B.T. TO FB

SF 1/ 2

1	5	 POL	241	GRZYBOWSKI MARCIN	4:12.711	00:59:20 (2) 00:01:25 02:03:09 (3) 00:00:32 03:08:38 (2) 00:00:96
2	7	 LAT	185	GATIS PRANKS	4:13.719 1.008	00:57:95 (1) 02:02:53 (1) 03:08:67 (3) 00:00:29
3	4	 RUS	312	SHAMSHURIN KIRILL	4:14.107 1.396	01:00:22 (4) 00:00:40 02:04:48 (4) 00:01:39 03:10:09 (4) 00:01:42
4	2	 KAZ	181	YEMELYANOV SERGEY	4:14.467 1.756	02:02:77 (2) 00:00:24 03:07:42 (1)
5	3	 POL	253	KUDŁA MICHAŁ	4:15.779 3.068	00:59:82 (3) 00:00:62 02:05:25 (5) 00:00:77 03:10:86 (5) 00:00:77
6	6	 KAZ	175	PETROV VLADIMIR	4:21.055 8.344	01:00:75 (5) 00:00:53 02:07:04 (6) 00:01:79 03:12:81 (6) 00:01:95
7	1	 BRA	33	MORENO WLADIMIR	4:28.015 15.304	01:01:66 (6) 00:00:91 02:10:35 (7) 00:03:31 03:19:52 (7) 00:06:70
8	9	 MEX	203	LEON QUIRINO LEONARDO	4:34.551 21.840	01:03:22 (7) 00:01:55 02:12:03 (8) 00:01:68 03:23:53 (8) 00:04:02
9	8	 CHI	81	TAFRA JOHNNATHAN	4:42.491 29.780	01:03:42 (8) 00:00:21 02:16:77 (9) 00:04:74 03:29:84 (9) 00:06:30

Chief Official: Frank Garner

Chief Finishing: Teresa Kaczmarek

Course Umpire: W. Birecki, L. Birecki

Starter: Peter Moule

Water: 14 °C

Air: 19 °C

Wind Force: 2 m/s

Direction: NE

RESULTS



Race No. 24

C1 1000M MEN

Friday, 31.05.2013

14.51

1-3 TO FA, 4-7+8th B.T. TO FB

SF 2 / 2

1	3	 FRA	104	GOUBEL MATHIEU	4:11.816	01:00:74 (1) 02:04:83 (1) 03:08:12 (1)
2	7	 MEX	199	CRISTOBAL QUIRINO JOSE	4:12.956 1.140	01:01:38 (3) 00:00:40 02:05:15 (2) 00:00:32 03:09:32 (2) 00:01:20
3	5	 UZB	356	KOCHNEV GERASIM	4:14.568 2.752	01:02:13 (4) 00:00:75 02:06:38 (3) 00:01:23 03:09:69 (3) 00:00:37
4	6	 RUS	300	ISHMUKHAMEDOV RASUL	4:15.608 3.792	01:12:03 (8) 02:06:70 (4) 00:00:32 03:11:08 (4) 00:01:39
5	1	 GER	157	VANDREY JAN	4:16.568 4.752	01:03:89 (6) 00:00:56 02:09:45 (7) 00:00:16 03:14:19 (6) 00:00:22
6	2	 CAN	36	ANDISON JAMIE	4:25.556 13.740	01:04:32 (7) 00:00:43 02:09:30 (6) 00:02:35 03:13:96 (5) 00:02:88
7	4	 FRA	92	BEUGNET ROMAIN	4:29.964 18.148	01:03:33 (5) 00:01:20 02:13:77 (8) 00:04:32 03:22:01 (8) 00:02:86
8	8	 AZE	24	KUPIN OLEKSIY	4:33.248 21.432	01:00:98 (2) 00:00:24 02:06:94 (5) 00:00:24 03:19:15 (7) 00:04:96

Chief Official: Frank Garner

Chief Finishing: Teresa Kaczmarek

Course Umpire: H. Korc-Chmielewska, A. Kałkol

Starter: Peter Moule

Water: 14 °C

Air: 19 °C

Wind Force: 2 m/s

Direction: NE

RESULTS



Race No. 25

K2 1000M MEN

Friday, 31.05.2013

14.58

1-3 TO FIN, REST OUT

SF 1/ 1

1	8	 SWE	328 325	HEMSELIUS DANIEL BARSK JOHANNES	3:29.856	00:49:38 (2) 00:01:12 01:42:46 (3) 00:00:32 02:35:44 (1)
2	5	 FRA	94 127	BURGER GUILLAUME URBAN QUENTIN	3:30.536 0.680	01:41:66 (1) 02:36:59 (3) 00:00:80
3	6	 ARG	9 3	DE GESUS JUAN PABLO CARRERAS GONZALO	3:30.868 1.012	00:49:94 (4) 00:00:29 01:42:14 (2) 00:00:48 02:35:79 (2) 00:00:35
4	2	 CAN	43 57	CLARKE ROB JESSOP ANDREW	3:33.608 3.752	00:50:61 (6) 00:00:35 01:42:91 (4) 00:00:45 02:37:58 (4) 00:00:99
5	7	 NED	222 221	KALF WALTER HOOGERS JASPER	3:33.752 3.896	00:49:65 (3) 00:00:27 01:44:14 (5) 00:01:23 02:38:59 (6) 00:00:72
6	1	 POL	272 283	STABNO BARTOSZ WARSZAWSKI OSKAR	3:34.756 4.900	00:51:09 (7) 00:00:48 01:44:78 (6) 00:00:64 02:37:87 (5) 00:00:29
7	4	 KAZ	173 171	DERGUNOV ALEXEY ALEXEYEV YEVGENIY	3:34.812 4.956	00:48:26 (1) 01:45:41 (7) 00:00:62 02:40:70 (7) 00:02:11
8	3	 AUT	22 21	WECHT ALEXANDER TRUMMER ERWIN	3:36.760 6.904	00:50:26 (5) 00:00:32 01:47:05 (8) 00:01:65 02:41:77 (8) 00:01:07
9	9	 KAZ	179 172	SULTANBEKOV DAVLET BEREZINTSEV YURIY	3:38.996 9.140	01:47:61 (9) 00:00:56 02:43:57 (9) 00:01:79

Chief Official: Frank Garner

Chief Finishing: Teresa Kaczmarek

Course Umpire: P.F. Larsen, P. Bernard

Starter: Peter Moule

Water: 14 °C

Air: 19 °C

Wind Force: 2 m/s

Direction: NE

RESULTS



Race No. 26

C2 1000M MEN

Friday, 31.05.2013

15.05

1-3 TO FIN, REST OUT

SF 1/ 1

1	6	 FRA	93 89	BEUGNET MATHIEU BART ADRIEN	3:57.641	00:59:60 (3) 00:00:46 01:59:04 (2) 00:00:59 02:58:40 (1)
2	8	 KAZ	182 183	YEMELYANOV MIKHAIL YEMELYANOV TIMOFEY	3:58.721 1.080	00:59:14 (2) 00:00:24 01:59:38 (4) 00:00:56 03:00:34 (4) 00:00:69
3	4	 GER	153 151	OELZE YUL MUELLER MAX	3:59.317 1.676	00:59:81 (4) 00:00:21 01:58:45 (1) 02:59:42 (2) 00:01:02
4	3	 POL	269 264	SITKOWSKI JAKUB POŚPIECH DANIEL	3:59.373 1.732	01:00:05 (5) 00:00:24 02:00:31 (6) 00:00:56 02:59:98 (3) 00:00:56
5	2	 MEX	196 197	CAMILO CORTES ZEFERINO CAMILO CORTES FRANCISCO	4:06.533 8.892	01:00:21 (6) 00:00:16 01:59:31 (3) 00:00:27 03:04:61 (5) 00:03:94
6	1	 FRA	121 119	SIKORA DAMIEN MARTIN PIERRICK	4:07.913 10.272	01:00:53 (7) 00:00:32 02:02:70 (7) 00:01:79 03:05:65 (6) 00:01:04
7	7	 AZE	25 26	MATVIYCHUK TARAS MELNIK ANATOLII	4:30.421 32.780	00:58:90 (1) 02:00:35 (5) 00:00:48 03:07:09 (7) 00:01:44

Chief Official: Frank Garner

Chief Finishing: Teresa Kaczmarek

Course Umpire: W. Birecki, L. Birecki

Starter: Bartosz Wiśniewski

Water: 14 °C

Air: 19 °C

Wind Force: 2 m/s

Direction: NE

RESULTS



Race No. 27





K4 1000M MEN

Friday, 31.05.2013

15.12

1-3 TO FIN, REST OUT

SF 1/ 1

1	4	 NZL	233	QUICKENDEN ZAC	3:14.335	00:46:82 (1)
			230	FITZGERALD JARROD		01:35:04 (1)
			226	BATS JASPER		02:24:03 (1)
			229	FITZGERALD DARRYL		
2	5	 CAN	37	BEAUCHESNE ETIENNE	3:15.419 1.084	00:47:46 (3)
			54	HUGHES MARSHALL		00:00:43
			68	ROWORTH SAM		01:36:24 (2)
			48	DUCHESNEAU PHIL		00:01:20
3	6	 MEX	215	VALDEZ GONZALEZ JESUS	3:16.351 2.016	02:25:66 (2)
			204	LOPEZ QUINTERO JAVIER		00:00:21
			200	FUENTES JUAREZ OSBALDO		01:36:72 (3)
			207	MEDINILLA RIOS AGUSTIN		00:00:48
4	3	 SWE	342	SVENSSON EMIL	3:17.459 3.124	00:00:64
			326	ELENIUS JOEL		00:47:90 (4)
			344	WETSERLIND JORGEN		00:00:45
			333	LILIJA JOHAN		01:36:91 (4)
						00:00:19
						02:26:62 (4)
						00:00:32

Chief Official: Frank Garner

Chief Finishing: Teresa Kaczmarek

Course Umpire: H. Korc-Chmielewska, A. Kąkol

Starter: Bartosz Wiśniewski

Water: 14 °C

Air: 19 °C

Wind Force: 2 m/s

Direction: NE

RESULTS



Race No. 28

K1 500M MEN

Friday, 31.05.2013

16.15

1-6 TO SF +3 BEST NEXT BY TIME

HEAT 1/ 4

1	8	 DEN	86	POULSEN RENE HOLTEN	1:46.752	00:51:46 (2) 00:00:32
2	1	 FRA	97	CARRE CYRILLE	1:47.088 0.336	00:51:14 (1)
3	5	 NED	218	BRANDJES BRAM	1:47.096 0.344	00:51:81 (3) 00:00:35
4	2	 AUS	14	TAME LACHLAN	1:49.140 2.388	00:52:13 (4) 00:00:32
5	4	 SUI	317	WYSS FABIO	1:49.656 2.904	00:54:45 (7) 00:00:32
6	7	 GER	155	REUSCHENBACH LUKAS	1:50.248 3.496	00:53:60 (5) 00:01:47
7	3	 CAN	37	BEAUCHESNE ETIENNE	1:50.728 3.976	00:54:13 (6) 00:00:53
8	6	 KAZ	179	SULTANBEKOV DAVLET	1:52.424 5.672	00:54:66 (8) 00:00:21

Chief Official: Frank Garner

Chief Finishing: Teresa Kaczmarek

Course Umpire: P.F. Larsen, P. Bernard

Starter: Bartłomiej Kasprzak

Water: 14 °C

Air: 19 °C

Wind Force: 2 m/s

Direction: NE

RESULTS



Race No. 29








K1 500M MEN

Friday, 31.05.2013

16.20

1-6 TO SF +3 BEST NEXT BY TIME

HEAT 2 / 4

1	7	 AUS	15	WALLACE KEN	1:46.511	00:50:96 (1)
2	1	 SVK	319	JANKOVEC MARTIN	1:47.887 1.376	00:51:84 (3) 00:00:48
3	3	 POL	275	SZANDRACH PAWEŁ	1:47.991 1.480	00:53:12 (6) 00:00:69
4	2	 BEL	29	PETERS WILLIAM	1:48.699 2.188	00:52:16 (4) 00:00:32
5	6	 IRL	166	FITZSIMONS MICHAEL	1:48.911 2.400	00:52:43 (5) 00:00:27
6	5	 LAT	188	KASPARS TIKLENIKS	1:49.375 2.864	00:51:36 (2) 00:00:40
7	4	 SLO	316	ZAKRAJSEK JOST	1:49.507 2.996	00:53:31 (7) 00:00:19

Chief Official: Frank Garner

Chief Finishing: Teresa Kaczmarek

Course Umpire: W. Birecki, L. Birecki

Starter: Bartłomiej Kasprzak

Water: 14 °C

Air: 19 °C

Wind Force: 2 m/s

Direction: NE

RESULTS



Race No. 30

K1 500M MEN

Friday, 31.05.2013

16.25

1-6 TO SF +3 BEST NEXT BY TIME

HEAT 3/ 4

1	6	 IRL	170	WATKINS BARRY	1:49.779	00:53:66 (4) 00:00:21
2	2	 GER	136	HENSEL SOEREN	1:50.735 0.956	00:53:46 (3) 00:00:27
3	3	 UZB	354	IBRAGIMOV VILIAM	1:50.783 1.004	00:53:18 (2) 00:00:29
4	4	 SWE	327	GUSTAFSSON ANDERS	1:52.103 2.324	00:54:05 (5) 00:00:38
5	5	 CHI	83	VALENCIA MIGUEL	1:52.419 2.640	00:52:90 (1)
6	1	 TUN	348	MRABET MOHAMED ALI	1:53.995 4.216	00:54:53 (6) 00:00:48
7	7	 GRE	163	PAPASAVVAS MICHAIL	1:56.907 7.128	00:55:41 (7) 00:00:88

Chief Official: Frank Garner

Chief Finishing: Teresa Kaczmarek

Course Umpire: H. Korc-Chmielewska, A. Kąkol

Starter: Bartłomiej Kasprzak

Water: 14 °C

Air: 19 °C

Wind Force: 2 m/s

Direction: NE

RESULTS



Race No. 31

K1 500M MEN

Friday, 31.05.2013

16.30

1-6 TO SF +3 BEST NEXT BY TIME

HEAT 4/ 4

1	3	 POL	280	TWARDOWSKI MAREK	1:47.145	00:51:97 (1)
2	2	 RUS	291	ANDRYUSHKIN VICTOR	1:47.581 0.436	00:52:13 (2) 00:00:16
3	4	 LAT	189	KRISTS STRAUME	1:51.309 4.164	00:52:54 (3) 00:00:42
4	1	 KAZ	172	BEREZINTSEV YURIY	1:51.805 4.660	00:53:22 (4) 00:00:67
5	6	 SVK	318	GELLE PETER	1:51.857 4.712	00:53:46 (5) 00:00:24
6	5	 UZB	351	BORZOV SERGEY	1:53.277 6.132	00:54:21 (7) 00:00:35
7	7	 CAN	49	FAIR SHAUN	1:55.089 7.944	00:53:86 (6) 00:00:40

Chief Official: Frank Garner

Chief Finishing: Teresa Kaczmarek

Course Umpire: P.F. Larsen, P. Bernard

Starter: Bartłomiej Kasprzak

Water: 14 °C

Air: 19 °C

Wind Force: 2 m/s

Direction: NE

RESULTS



Race No. 32

C1 500M MEN

Friday, 31.05.2013

16.35

1-3 FIN, 4-7 + 8th B.T. TO SF

HEAT 1 / 2

1	2	 BRA	30	DE JESUS NIVALTER	1:58.715	00:56:32 (1)
2	8	 LAT	185	GATIS PRANKS	1:59.279 0.564	00:56:88 (3) 00:00:24
3	4	 CAN	73	TARLING MARC	1:59.515 0.800	00:57:55 (5) 00:00:14
4	3	 RUS	313	SHELEGOV OLEG	1:59.991 1.276	00:57:41 (4) 00:00:53
5	9	 CHI	82	TORRES ALVARO	2:01.003 2.288	00:56:64 (2) 00:00:32
6	6	 FRA	92	BEUGNET ROMAIN	2:04.427 5.712	00:58:24 (6) 00:00:69
7	1	 POL	271	SOKÓŁ PATRYK	2:05.315 6.600	00:58:72 (7) 00:00:48
8	7	 MEX	198	CASTILLO MORALES SAUL	2:06.815 8.100	00:59:95 (8) 00:01:23
	5	 KAZ	175	PETROV VLADIMIR	DSQ	01:00:16 (9) 00:00:21

Chief Official: Frank Garner
 Chief Finishing: Teresa Kaczmarek
 Course Umpire: W. Birecki, L. Birecki
 Starter: Peter Moule

Water: 14 °C
 Air: 19 °C
 Wind Force: 2 m/s
 Direction: NE

RESULTS



Race No. 33

C1 500M MEN

Friday, 31.05.2013

16.40

1-3 FIN, 4-7 + 8th B.T. TO SF

HEAT 2 / 2

1	9	 BRA	32	DOS SANTOS ISAQUIAS	1:57.255	00:56:72 (1)
2	7	 POL	241	GRZYBOWSKI MARCIN	1:58.915 1.660	00:57:95 (3) 00:00:61
3	8	 FRA	104	GOUBEL MATHIEU	2:00.279 3.024	00:57:34 (2) 00:00:62
4	6	 GER	157	VANDREY JAN	2:06.263 9.008	01:00:46 (7) 00:00:27
5	3	 MEX	214	ROYO IBANEZ ALEJANDRO	2:08.063 10.808	01:00:19 (6) 00:00:32
6	2	 RUS	312	SHAMSHURIN KIRILL	2:08.255 11.000	00:59:63 (4) 00:01:68
7	1	 KAZ	181	YEMELYANOV SERGEY	2:14.875 17.620	00:59:87 (5) 00:00:24
8	5	 CAN	60	LALIBERTE PIERRE-LUC	2:20.015 22.760	01:03:50 (8) 00:03:04

Chief Official: Frank Garner

Chief Finishing: Teresa Kaczmarek

Course Umpire: H. Korc-Chmielewska, A. Kałkol

Starter: Peter Moule

Water: 14 °C

Air: 19 °C

Wind Force: 2 m/s

Direction: NE

RESULTS



Race No. 34

K2 500M MEN

Friday, 31.05.2013

16.45

1 TO FIN, 2-7 TO SF, REST OUT

HEAT 1/ 3

1	3	 CAN	74 67	VAN KOEVERDEN ADAM REARDON BRADY	1:36.782	00:46:90 (2) 00:00:19
2	8	 KAZ	173 171	DERGUNOV ALEXEY ALEXEYEV YEVGENIY	1:38.106 1.324	00:47:73 (4) 00:00:16
3	1	 RUS	303 296	KONONYUK ARTEM FEDOSEEV MAKSIM	1:38.246 1.464	00:46:70 (1)
4	7	 GER	135 132	HARBRECHT GORDAN FROESE TORBEN	1:40.298 3.516	00:47:57 (3) 00:00:67
5	5	 FRA	94 127	BURGER GUILLAUME URBAN QUENTIN	1:41.562 4.780	00:48:21 (6) 00:00:24
6	4	 POL	258 235	MAZUR PIOTR BIERZAŁO GRZEGORZ	1:41.750 4.968	00:47:97 (5) 00:00:24
7	6	 NED	222 221	KALF WALTER HOOGERS JASPER	1:42.854 6.072	00:48:58 (7) 00:00:37
8	2	 ARG	9 3	DE GESUS JUAN PABLO CARRERAS GONZALO	2:08.486 31.704	00:50:05 (8) 00:01:47

Chief Official: Frank Garner

Chief Finishing: Teresa Kaczmarek

Course Umpire: P.F. Larsen, P. Bernard

Starter: Peter Moule

Water: 14 °C

Air: 19 °C

Wind Force: 2 m/s

Direction: NE

RESULTS



Race No. 35

K2 500M MEN

Friday, 31.05.2013

16.50

1 TO FIN, 2-7 TO SF, REST OUT

HEAT 2/ 3

1	6	 SWE	328 325	HEMSELIUS DANIEL BARSK JOHANNES	1:35.618	00:45:90 (2) 00:00:29
2	1	 RUS	292 306	BAK IGOR MAMUTOV RUSLAN	1:36.778 1.160	00:46:93 (4) 00:00:67
3	8	 AUT	22 21	WECHT ALEXANDER TRUMMER ERWIN	1:39.258 3.640	00:47:76 (5) 00:00:83
4	3	 ARG	2 10	CACERES JUAN IGNACIO DE TORRES PABLO	1:40.342 4.724	00:45:62 (1)
5	7	 MEX	215 200	VALDEZ GONZALEZ JESUS FUENTES JUAREZ OSBALDO	1:41.190 5.572	00:49:09 (7) 00:00:29
6	4	 CAN	43 57	CLARKE ROB JESSOP ANDREW	1:41.794 6.176	00:46:26 (3) 00:00:35
7	2	 NZL	226 229	BATS JASPER FITZGERALD DARRYL	1:41.958 6.340	00:48:80 (6) 00:01:04
8	5	 KAZ	179 172	SULTANBEKOV DAVLET BEREZINTSEV YURIY	1:48.438 12.820	00:49:98 (8) 00:00:89

Chief Official: Frank Garner

Chief Finishing: Teresa Kaczmarek

Course Umpire: W. Birecki, L. Birecki

Starter: Peter Moule

Water: 14 °C

Air: 19 °C

Wind Force: 2 m/s

Direction: NE

RESULTS



Race No. 36

K2 500M MEN

Friday, 31.05.2013

16.55

1 TO FIN, 2-7 TO SF, REST OUT

HEAT 3/ 3

1	1	 FRA	110 107	JONCOUR MORGAN HUBERT ETIENNE	1:34.328	
2	8	 BEL	27 28	CAUWENBERGH OLIVIER PANNECOUCKE LAURENS	1:34.404 0.076	00:45:79 (4) 00:00:19
3	4	 GER	149 156	KUX FABIAN SCHMUDE DAVID	1:35.008 0.680	00:45:36 (2) 00:00:51
4	3	 MEX	208 205	MONTALVO CARLOS MARROQUIN URIBE SANTOS	1:37.464 3.136	00:44:85 (1)
5	7	 EST	87 88	ALUPERE KAAREL TOOTSI TARMO	1:38.720 4.392	00:47:39 (5) 00:01:60
6	6	 POL	257 250	MAROŃ RAFAŁ KRAJEWSKI ARKADIUSZ	1:39.204 4.876	00:47:55 (6) 00:00:16
7	5	 UZB	358 353	TROPIN ALEXANDER GORN VYACHESLAV	1:41.556 7.228	00:47:84 (7) 00:00:29
8	2	 NZL	230 233	FITZGERALD JARROD QUICKENDEN ZAC	1:44.452 10.124	00:45:60 (3) 00:00:24

Chief Official: Frank Garner

Chief Finishing: Teresa Kaczmarek

Course Umpire: H. Korc-Chmielewska, A. Kałol

Starter: Peter Moule

Water: 14 °C

Air: 19 °C

Wind Force: 2 m/s

Direction: NE

RESULTS



Race No. 37

C2 500M MEN

Friday, 31.05.2013

17.00

1-3 FIN, 4-7 + 8th B.T. TO SF

HEAT 1/ 2

1	6	 POL	244 279	KACZOR TOMASZ SŁOMIŃSKI VINCENT	1:48.651	00:53:58 (3) 00:00:91
2	8	 KAZ	182 183	YEMELYANOV MIKHAIL YEMELYANOV TIMOFEY	1:49.067 0.416	00:53:82 (4) 00:00:24
3	5	 CAN	75 41	VARGA ROLAND BRYANT PAUL	1:49.275 0.624	00:52:67 (2) 00:00:96
4	2	 FRA	122 124	SIMART THOMAS TCHAMBA WILLIAM	1:50.275 1.624	00:51:71 (1)
5	1	 UZB	355 359	KAYUMOV ILDAR TUHKTASIN UGLY NURISLOM	1:53.147 4.496	00:54:10 (5) 00:00:27
6	4	 GER	153 151	OELZE YUL MUELLER MAX	1:56.899 8.248	00:54:74 (7) 00:00:35
7	7	 MEX	196 197	CAMILO CORTES ZEFERINO CAMILO CORTES FRANCISCO	1:56.963 8.312	00:56:34 (8) 00:01:61
8	3	 AZE	25 26	MATVIYCHUK TARAS MELNIK ANATOLII	2:06.435 17.784	00:54:38 (6) 00:00:29

Chief Official: Frank Garner

Chief Finishing: Teresa Kaczmarek

Course Umpire: P.F. Larsen, P. Bernard

Starter: Bartosz Wiśniewski

Water: 14 °C

Air: 19 °C

Wind Force: 2 m/s

Direction: NE

RESULTS



Race No. 38

C2 500M MEN

Friday, 31.05.2013

17.05

1-3 FIN, 4-7 + 8th B.T. TO SF

HEAT 2 / 2

1	8	 RUS	304 308	KOROVASHKOV ALEXEY PERVUKHIN ILYA	1:47.254	00:51:33 (1)
2	7	 BRA	35 31	SOUZA SILVA ERLON DE OLIVEIRA RONILSON	1:48.458 1.204	00:53:28 (4) 00:00:32
3	2	 CAN	70 38	RUSSELL BENJAMIN BEAUCHESNE-SEVIGNY GABRIEL	1:49.322 2.068	00:52:96 (3) 00:00:40
4	3	 AZE	23 24	BEZUGLIY SERGIY KUPIN OLEKSIY	1:50.086 2.832	00:52:56 (2) 00:01:23
5	1	 KAZ	178 176	SINYAVSKIY MAXIM SAFRONOV YEVGENIY	1:50.994 3.740	00:54:38 (6) 00:00:70
6	4	 POL	251 253	KRUK MARIUSZ KUDŁA MICHAŁ	1:52.706 5.452	00:53:68 (5) 00:00:40
7	5	 UZB	356 361	KOCHNEV GERASIM YULDASHOV DILSHOD	1:57.298 10.044	00:54:72 (7) 00:00:34

Chief Official: Frank Garner

Chief Finishing: Teresa Kaczmarek

Course Umpire: W. Birecki, L. Birecki

Starter: Bartosz Wiśniewski

Water: 14 °C

Air: 19 °C

Wind Force: 2 m/s

Direction: NE

RESULTS



Race No. 39

K1 500M MEN

Friday, 31.05.2013

17.30

1-3 TO FA, 4-6 TO FB, REST OUT

SF 1/3

1	6	 AUS	15	WALLACE KEN	1:43.937	00:51:58 (4) 00:00:48
2	4	 FRA	97	CARRE CYRILLE	1:44.689 0.752	00:50:14 (1)
3	5	 POL	280	TWARDOWSKI MAREK	1:45.081 1.144	00:51:10 (3) 00:00:24
4	2	 SVK	318	GELLE PETER	1:45.533 1.596	00:52:06 (6) 00:00:24
5	7	 SWE	327	GUSTAFSSON ANDERS	1:45.809 1.872	00:51:82 (5) 00:00:24
6	3	 UZB	354	IBRAGIMOV VILIAM	1:49.013 5.076	00:50:86 (2) 00:00:72
7	8	 GER	155	REUSCHENBACH LUKAS	1:50.017 6.080	00:57:09 (8) 00:04:62
8	1	 LAT	188	KASPARS TIKLENIKS	1:51.681 7.744	00:52:46 (7) 00:00:40
9	9	 SLO	316	ZAKRAJSEK JOST	1:57.557 13.620	01:03:11 (9)

Chief Official: Frank Garner

Chief Finishing: Teresa Kaczmarek

Course Umpire: H. Korc-Chmielewska, A. Kąkol

Starter: Bartłomiej Kasprzak

Water: 14 °C

Air: 19 °C

Wind Force: 2 m/s

Direction: NE

RESULTS



Race No. 40

K1 500M MEN

Friday, 31.05.2013

17.35

1-3 TO FA, 4-6 TO FB, REST OUT

SF 2/ 3

1	3	 POL	275	SZANDRACH PAWEŁ	1:44.610	00:51:44 (3) 00:00:16
2	4	 RUS	291	ANDRYUSHKIN VICTOR	1:44.990 0.380	00:51:28 (2) 00:00:24
3	6	 NED	218	BRANDJES BRAM	1:45.038 0.428	00:51:04 (1)
4	5	 IRL	170	WATKINS BARRY	1:46.166 1.556	
5	8	 SUI	317	WYSS FABIO	1:47.930 3.320	00:53:28 (7) 00:00:37
6	7	 BEL	29	PETERS WILLIAM	1:48.666 4.056	00:53:71 (8) 00:00:43
7	1	 CAN	37	BEAUCHESNE ETIENNE	1:49.506 4.896	00:52:91 (6) 00:00:99
8	9	 TUN	348	MRABET MOHAMED ALI	1:51.342 6.732	00:51:92 (5) 00:00:37
9	2	 KAZ	172	BEREZINTSEV YURIY	1:54.846 10.236	00:51:55 (4) 00:00:11

Chief Official: Frank Garner

Chief Finishing: Teresa Kaczmarek

Course Umpire: P.F. Larsen, P. Bernard

Starter: Bartłomiej Kasprzak

Water: 14 °C

Air: 19 °C

Wind Force: 2 m/s

Direction: NE

RESULTS



Race No. 42

C1 500M MEN

Friday, 31.05.2013

17.45

1-3 TO FIN, REST OUT

SF 1/ 1

1	7	 RUS	312	SHAMSHURIN KIRILL	1:56.977	00:57:39 (3) 00:00:22
2	4	 GER	157	VANDREY JAN	1:57.409 0.432	00:57:71 (4) 00:00:32
3	5	 RUS	313	SHELEGOV OLEG	1:57.993 1.016	00:56:29 (1)
4	1	 KAZ	181	YEMELYANOV SERGEY	1:58.953 1.976	00:57:95 (5) 00:00:24
5	6	 CHI	82	TORRES ALVARO	2:03.301 6.324	00:57:17 (2) 00:00:88
6	2	 FRA	92	BEUGNET ROMAIN	2:03.829 6.852	00:59:36 (7) 00:00:56
7	8	 POL	271	SOKÓŁ PATRYK	2:04.137 7.160	01:00:14 (8) 00:00:78
8	9	 MEX	198	CASTILLO MORALES SAUL	2:05.117 8.140	01:00:86 (9) 00:00:72
9	3	 MEX	214	ROYO IBANEZ ALEJANDRO	2:05.961 8.984	00:58:80 (6) 00:00:85

Chief Official: Frank Garner

Chief Finishing: Teresa Kaczmarek

Course Umpire: H. Korc-Chmielewska, A. Kałkol

Starter: Peter Moule

Water: 14 °C

Air: 19 °C

Wind Force: 2 m/s

Direction: NE

RESULTS



Race No. 43

K2 500M MEN

Friday, 31.05.2013

17.50

1-3 TO FA, 4-7+8th B.T. TO FB

SF 1 / 2

1	7	 ARG	2 10	CACERES JUAN IGNACIO DE TORRES PABLO	1:35.495	00:44:90 (1)
2	6	 RUS	303 296	KONONYUK ARTEM FEDOSEEV MAKSIM	1:35.571 0.076	00:46:50 (5) 00:00:29
3	5	 BEL	27 28	CAUWENBERGH OLIVIER PANNECOUCKE LAURENS	1:35.695 0.200	00:46:21 (4) 00:00:40
4	3	 MEX	208 205	MONTALVO CARLOS MARROQUIN URIBE SANTOS	1:36.455 0.960	00:45:54 (2) 00:00:64
5	9	 POL	258 235	MAZUR PIOTR BIERZAŁO GRZEGORZ	1:37.387 1.892	00:45:81 (3) 00:00:27
6	8	 CAN	43 57	CLARKE ROB JESSOP ANDREW	1:37.995 2.500	00:46:69 (6) 00:00:19
7	4	 AUT	22 21	WECHT ALEXANDER TRUMMER ERWIN	1:38.459 2.964	00:47:17 (7) 00:00:48
8	2	 FRA	94 127	BURGER GUILLAUME URBAN QUENTIN	1:38.775 3.280	00:47:38 (8) 00:00:21
9	1	 UZB	358 353	TROPIN ALEXANDER GORN VYACHESLAV	1:41.227 5.732	00:48:80 (9) 00:01:42

Chief Official: Frank Garner

Chief Finishing: Teresa Kaczmarek

Course Umpire: P.F. Larsen, P. Bernard

Starter: Peter Moule

Water: 14 °C

Air: 19 °C

Wind Force: 2 m/s

Direction: NE

RESULTS



Race No. 44

K2 500M MEN

Friday, 31.05.2013

17.55

1-3 TO FA, 4-7+8th B.T. TO FB

SF 2/ 2

1	5	 KAZ	173 171	DERGUNOV ALEXEY ALEXEYEV YEVGENIY	1:35.009	00:46:83 (3) 00:00:32
2	6	 GER	149 156	KUX FABIAN SCHMUDE DAVID	1:35.345 0.336	00:46:51 (2) 00:00:91
3	4	 RUS	292 306	BAK IGOR MAMUTOV RUSLAN	1:35.953 0.944	00:47:10 (4) 00:00:27
4	2	 EST	87 88	ALUPERE KAAREL TOOTSI TARMO	1:36.997 1.988	00:45:60 (1)
5	8	 POL	257 250	MARON RAFAŁ KRAJEWSKI ARKADIUSZ	1:38.373 3.364	00:47:42 (5) 00:00:32
6	3	 GER	135 132	HARBRECHT GORDAN FROESE TORBEN	1:38.457 3.448	00:47:74 (6) 00:00:32
7	9	 NED	222 221	KALF WALTER HOOGERS JASPER	1:39.713 4.704	00:49:06 (8) 00:00:91
8	1	 NZL	226 229	BATS JASPER FITZGERALD DARRYL	1:41.769 6.760	00:48:14 (7) 00:00:40
9	7	 MEX	215 200	VALDEZ GONZALEZ JESUS FUENTES JUAREZ OSBALDO	1:47.941 12.932	01:03:20 (9)

Chief Official: Frank Garner

Chief Finishing: Teresa Kaczmarek

Course Umpire: W. Birecki, L. Birecki

Starter: Peter Moule

Water: 14 °C

Air: 19 °C

Wind Force: 2 m/s

Direction: NE

RESULTS



Race No. 45

C2 500M MEN

Friday, 31.05.2013

18.00

1-3 TO FIN, REST OUT

SF 1/ 1

1	5	 FRA	122 124	SIMART THOMAS TCHAMBA WILLIAM	1:49.162	00:52:16 (1)
2	7	 POL	251 253	KRUK MARIUSZ KUDŁA MICHAŁ	1:49.566 0.404	00:52:88 (3) 00:00:35
3	1	 UZB	356 361	KOCHNEV GERASIM YULDASHOV DILSHOD	1:49.586 0.424	00:53:09 (4) 00:00:21
4	3	 KAZ	178 176	SINYAVSKIY MAXIM SAFRONOV YEVGENIY	1:49.650 0.488	00:53:44 (5) 00:00:35
5	4	 AZE	23 24	BEZUGLIY SERGIY KUPIN OLEKSIY	1:49.862 0.700	00:52:53 (2) 00:00:37
6	6	 UZB	355 359	KAYUMOV ILDAR TUHKTASIN UGLY NURISLOM	1:50.554 1.392	00:53:60 (6) 00:00:16
7	2	 GER	153 151	OELZE YUL MUELLER MAX	1:54.106 4.944	00:55:04 (8) 00:01:20
8	8	 MEX	196 197	CAMILO CORTES ZEFERINO CAMILO CORTES FRANCISCO	1:57.286 8.124	00:55:44 (9) 00:00:40
	9	 AZE	25 26	MATVIYCHUK TARAS MELNIK ANATOLII	DNF	00:53:84 (7) 00:00:24

Chief Official: Frank Garner

Chief Finishing: Teresa Kaczmarek

Course Umpire: H. Korc-Chmielewska, A. Kałol

Starter: Bartosz Wiśniewski

Water: 14 °C

Air: 19 °C

Wind Force: 2 m/s

Direction: NE

RESULTS



Race No. 46

K1 500M WOMEN

Saturday, 01.06.2013

09.45

F B 1/ 1

1	5	 FRA	105	GUYOT SARAH	1:55.409	00:56:37 (3) 00:00:24
2	3	 POL	370	KRUKOWSKA MAGDALENA	1:56.157 0.748	00:57:04 (4) 00:00:67
3	6	 FRA	126	TULEU GABRIELLE	1:56.653 1.244	00:55:89 (1)
4	7	 POL	248	KOWALCZYK AGNIESZKA	1:58.633 3.224	00:56:13 (2) 00:00:24
5	4	 CAN	55	IRVIN ALEXA	1:59.585 4.176	00:58:32 (8) 00:00:29
6	9	 SWE	345	WIKBERG MOA	1:59.693 4.284	00:57:33 (5) 00:00:29
7	2	 NED	220	HAAZE EEF	1:59.881 4.472	00:58:03 (7) 00:00:16
8	1	 LAT	190	LASMA LIEPA	2:01.409 6.000	00:57:87 (6) 00:00:54
9	8	 IRL	164	EGAN JENNY	2:04.653 9.244	00:59:44 (9) 00:01:12

Chief Official: Frank Garner

Chief Finishing: Teresa Kaczmarek

Course Umpire: P.F. Larsen, P. Bernard

Starter: Bartosz Wiśniewski

Water: 14 °C

Air: 17 °C

Wind Force: 1 m/s

Direction: W

RESULTS



Race No. 47

K1 1000M MEN

Saturday, 01.06.2013

10.01

F B 1/ 1

1	5	 SLO	316	ZAKRAJSEK JOST	3:35.938	00:52:72 (5) 00:00:19 01:47:17 (2) 00:00:91 02:42:38 (1)
2	6	 SUI	317	WYSS FABIO	3:36.458 0.520	00:52:53 (4) 00:00:29 01:47:41 (3) 00:00:24 02:43:17 (3) 00:00:19
3	4	 NZL	231	FOUHY BEN	3:37.034 1.096	00:53:92 (7) 00:00:72 01:49:49 (7) 00:00:32 02:43:85 (5) 00:00:29
4	7	 IRL	170	WATKINS BARRY	3:37.626 1.688	00:52:24 (3) 00:00:83 02:42:97 (2) 00:00:59
5	3	 ARG	7	DAL-BO DANIEL	3:39.570 3.632	00:54:13 (8) 00:00:21 01:49:89 (8) 00:00:40 02:44:69 (6) 00:00:83
6	9	 KAZ	180	YEMELYANOV ALEXANDER	3:39.970 4.032	01:06:44 (9) 01:48:48 (5) 00:00:30 02:44:96 (7) 00:00:27
7	1	 MEX	208	MONTALVO CARLOS	3:41.538 5.600	00:53:20 (6) 00:00:48 01:49:17 (6) 00:00:69 02:46:21 (9) 00:00:24
8	2	 NED	218	BRANDJES BRAM	3:41.914 5.976	00:51:41 (2) 00:00:35 01:48:17 (4) 00:00:77 02:45:97 (8) 00:01:01
9	8	 GER	140	KAISER JOCHEN	3:43.486 7.548	00:51:06 (1) 01:46:25 (1) 02:43:57 (4) 00:00:40

Chief Official: Frank Garner

Chief Finishing: Teresa Kaczmarek

Course Umpire: W. Birecki, L. Birecki

Starter: Bartłomiej Kasprzak

Water: 14 °C

Air: 17 °C

Wind Force: 1 m/s

Direction: W



RESULTS						
Race No. 48		C1 1000M MEN		Saturday, 01.06.2013		10.08
						F B 1/ 1
1	5	 KAZ	181	YEMELYANOV SERGEY	3:59.638	00:57:06 (2) 00:00:24 01:57:68 (1) 02:58:19 (1)
2	6	 GER	157	VANDREY JAN	4:03.766 4.128	00:58:42 (5) 00:00:21 02:01:87 (7) 00:00:64 03:04:33 (4) 00:00:43
3	7	 KAZ	175	PETROV VLADIMIR	4:04.318 4.680	00:58:21 (4) 00:00:72 02:00:08 (3) 00:00:56 03:02:65 (2) 00:04:46
4	8	 FRA	92	BEUGNET ROMAIN	4:07.086 7.448	00:57:49 (3) 00:00:43 02:00:43 (4) 00:00:35 03:03:90 (3) 00:01:25
5	9	 AZE	24	KUPIN OLEKSIY	4:08.190 8.552	00:58:53 (6) 00:00:11 02:01:23 (6) 00:00:40 03:05:29 (5) 00:00:96
6	3	 POL	253	KUDŁA MICHAŁ	4:09.358 9.720	00:56:82 (1) 02:00:83 (5) 00:00:40 03:06:72 (6) 00:01:42
7	1	 BRA	33	MORENO WLADIMIR	4:10.010 10.372	00:59:73 (8) 00:01:04 02:03:26 (8) 00:01:39 03:08:24 (8) 00:00:67
8	2	 CAN	36	ANDISON JAMIE	4:11.118 11.480	00:59:97 (9) 00:00:24 02:03:50 (9) 00:00:24 03:07:56 (7) 00:00:85
	4	 RUS	300	ISHMUKHAMEDOV RASUL	DNF	00:58:69 (7) 00:00:16 01:59:52 (2) 00:01:84
Chief Official: Frank Garner Chief Finishing: Teresa Kaczmarek Course Umpire: H. Korc-Chmielewska, A. Kąkol Starter: Peter Moule				Water: 14 °C Air: 17 °C Wind Force: 1 m/s Direction: W		

RESULTS



Race No. 49

K1 500M WOMEN

Saturday, 01.06.2013

10.32

F A 1 / 1

1	2	 NZL	227	CARRINGTON LISA	1:50.988	00:53:52 (2) 00:00:22
2	4	 GER	159	WAGNER-AUGUSTIN KATRIN	1:51.888 0.900	00:53:30 (1)
3	7	 SLO	315	PONOMARENKO JANIC SPELA	1:52.828 1.840	00:55:20 (6) 00:00:24
4	8	 KAZ	177	SERGEYEVA NATALYA	1:53.376 2.388	00:55:87 (8) 00:00:27
5	5	 DEN	85	HANSEN HENRIETTE	1:53.720 2.732	00:54:72 (4) 00:00:96
6	6	 GER	142	KNORR ANNE	1:53.856 2.868	00:54:96 (5) 00:00:24
7	1	 CAN	71	RUSSELL MICHELLE	1:54.252 3.264	00:53:76 (3) 00:00:24
8	3	 SVK	321	KOHLOVA MARTINA	1:54.320 3.332	00:55:60 (7) 00:00:40
9	9	 RSA	289	HARTLEY BRIDGITTE	1:59.476 8.488	00:57:20 (9) 00:01:33

Chief Official: Frank Garner

Chief Finishing: Teresa Kaczmarek

Course Umpire: P.F. Larsen, P. Bernard

Starter: Bartosz Wiśniewski

Water: 14 °C

Air: 17 °C

Wind Force: 1 m/s

Direction: W

RESULTS



Race No. 50

K2 500M WOMEN

Saturday, 01.06.2013

10.37

F A 1 / 1

1	5	 POL	259 239	MIKOŁAJCZYK BEATA DZIENISZEWSKA EDYTA	1:43.197	00:49:62 (1)
2	4	 CAN	39 52	BEAUCHESNE-SEVIGNY GENEVIEVE FRASER KATHLEEN	1:45.089 1.892	00:49:86 (3) 00:00:11
3	2	 POL	281 247	WALCZYKIEWICZ MARTA KONIECZNA ANETA	1:45.421 2.224	00:49:74 (2) 00:00:13
4	8	 CAN	62 50	LOUNDER UNA FOURNEL EMILIE	1:45.773 2.576	00:50:13 (4) 00:00:27
5	6	 GER	137 152	HERING SABRINA NICHE DEBORA	1:46.657 3.460	00:50:42 (5) 00:00:29
6	7	 AUT	18 20	LEHACI ANA ROXANA SCHWARZ VIKTORIA	1:47.357 4.160	00:51:06 (6) 00:00:64
7	3	 SWE	337 324	STENSILS LINNEA ANDERSSON KLARA	1:47.405 4.208	00:51:25 (7) 00:00:19
8	1	 GER	133 145	GEBHARDT MELANIE KRIEGERSTEIN STEFFI	1:49.421 6.224	00:51:54 (8) 00:00:29
9	9	 NZL	232 228	HATTON TENEALE DODWELL RACHAEL	1:50.377 7.180	00:53:20 (9) 00:01:66

Chief Official: Frank Garner

Chief Finishing: Teresa Kaczmarek

Course Umpire: W. Birecki, L. Birecki

Starter: Bartosz Wiśniewski

Water: 14 °C

Air: 17 °C

Wind Force: 1 m/s

Direction: W



Race No. 51

K1 1000M MEN

Saturday, 01.06.2013

10.49

F A 1 / 1

1	5	 GER	139	HOFF MAX	3:32.068	00:50:39 (1) 01:43:87 (1) 02:38:96 (1)
2	7	 DEN	86	POULSEN RENE HOLTEN	3:33.832 1.764	01:44:59 (2) 00:00:72 02:39:10 (2) 00:00:14
3	4	 BLR	364	YURENIA ALEH	3:35.396 3.328	00:52:21 (4) 00:00:72 01:46:38 (4) 00:00:75 02:41:18 (3) 00:02:08
4	6	 AUS	15	WALLACE KEN	3:36.884 4.816	00:50:78 (2) 00:00:39 01:45:63 (3) 00:01:04 02:42:70 (4) 00:01:52
5	3	 UZB	357	MOCHALOV ALEXEY	3:37.016 4.948	00:52:90 (5) 00:00:69 02:43:58 (5) 00:00:88
6	8	 POL	266	ROSOLSKI RAFAŁ	3:38.768 6.700	00:54:21 (7) 00:00:75 01:48:93 (7) 00:01:34 02:44:33 (7) 00:00:40
7	1	 SWE	327	GUSTAFSSON ANDERS	3:39.792 7.724	00:53:46 (6) 00:00:56 01:47:58 (6) 00:00:93 02:45:33 (8) 00:00:99
8	2	 SVK	318	GELLE PETER	3:40.816 8.748	01:24:26 (8) 01:49:21 (8) 00:00:29 02:47:36 (9) 00:02:03
9	9	 FRA	115	LECRUBIER VINCENT	3:42.292 10.224	00:51:49 (3) 00:00:35 01:46:65 (5) 00:00:27 02:43:93 (6) 00:00:35

Chief Official: Frank Garner

Chief Finishing: Teresa Kaczmarek

Course Umpire: H. Korc-Chmielewska, A. Kąkol

Starter: Bartłomiej Kasprzak

Water: 14 °C

Air: 17 °C

Wind Force: 1 m/s

Direction: W



RESULTS		Race No. 52		C1 1000M MEN	Saturday, 01.06.2013	10.56
						F A 1 / 1

1	4	 GER	129	BRENDEL SEBASTIAN	3:58.597	00:42:59 (8) 00:00:53 02:06:80 (9) 02:43:27 (2) 00:01:26
2	3	 POL	241	GRZYBOWSKI MARCIN	3:59.881 1.284	00:41:10 (5) 00:00:22 01:40:70 (2) 00:00:21 02:42:01 (1)
3	9	 UZB	356	KOCHNEV GERASIM	3:59.917 1.320	00:40:88 (4) 00:00:26 01:43:00 (4) 00:00:19 02:44:07 (4) 00:00:51
4	7	 FRA	104	GOUBEL MATHIEU	4:00.889 2.292	00:40:62 (3) 00:00:24 01:42:81 (3) 00:02:11 02:44:36 (5) 00:00:29
5	6	 BRA	32	DOS SANTOS ISAQUIAS	4:02.453 3.856	00:40:19 (1) 01:43:56 (5) 00:00:56 02:44:66 (6) 00:00:30
6	1	 RUS	312	SHAMSHURIN KIRILL	4:02.789 4.192	00:41:82 (6) 00:00:72 01:40:49 (1) 02:43:56 (3) 00:00:29
7	2	 MEX	199	CRISTOBAL QUIRINO JOSE	4:04.777 6.180	00:42:06 (7) 00:00:24 01:44:04 (6) 00:00:48 02:45:75 (7) 00:01:09
8	8	 LAT	185	GATIS PRANKS	4:07.365 8.768	00:40:38 (2) 00:00:19 01:44:76 (7) 00:00:72 02:48:18 (8) 00:02:43
9	5	 CAN	65	OLDERSHAW MARK	4:11.797 13.200	01:45:00 (8) 00:00:24 02:48:50 (9) 00:00:32

Chief Official: Frank Garner	Water: 14 °C
Chief Finishing: Teresa Kaczmarek	Air: 17 °C
Course Umpire: P.F. Larsen, P. Bernard	Wind Force: 1 m/s
Starter: Peter Moule	Direction: W



Race No. 53

K2 1000M MEN

Saturday, 01.06.2013

11.09

F A 1/ 1

RESULTS

1	5	 POL	274 254	SZANDRACH PAWEŁ KUJAWSKI MARIUSZ	3:19.736	
2	4	 CAN	74 67	VAN KOEVERDEN ADAM REARDON BRADY	3:20.484 0.748	
3	6	 EST	87 88	ALUPERE KAAREL TOOTSI TARMO	3:20.908 1.172	
4	3	 BEL	27 28	CAUWENBERGH OLIVIER PANNECOUCKE LAURENS	3:21.188 1.452	
5	2	 GER	149 156	KUX FABIAN SCHMUDE DAVID	3:23.456 3.720	
6	7	 GER	135 132	HARBRECHT GORDAN FROESE TORBEN	3:23.672 3.936	
7	8	 SWE	328 325	HEMSELIUS DANIEL BARSK JOHANNES	3:25.796 6.060	
8	9	 ARG	9 3	DE GESUS JUAN PABLO CARRERAS GONZALO	3:26.520 6.784	
9	1	 FRA	94 127	BURGER GUILLAUME URBAN QUENTIN	3:28.956 9.220	

Chief Official: Frank Garner

Chief Finishing: Teresa Kaczmarek

Course Umpire: W. Birecki, L. Birecki

Starter: Peter Moule

Water: 14 °C

Air: 17 °C

Wind Force: 1 m/s

Direction: W



Race No. 54

C2 1000M MEN

Saturday, 01.06.2013

11.16

F A 1 / 1

1	6	 CAN	70	RUSSELL BENJAMIN BEAUCHESNE-SEVIGNY GABRIEL	3:41.529	00:53:23 (1)
			38			01:49:68 (1)
						02:46:24 (1)
2	4	 RUS	304	KOROVASHKOV ALEXEY PERVUKHIN ILYA	3:44.005 2.476	00:53:52 (2)
			308			00:00:29
						01:49:10 (2)
						00:00:32
						02:47:36 (2)
						00:01:12
3	2	 POL	244	KACZOR TOMASZ SŁOMIŃSKI VINCENT	3:46.245 4.716	00:55:47 (7)
			279			00:00:21
						01:52:11 (4)
						00:00:37
						02:49:74 (4)
						00:00:27
4	8	 FRA	93	BEUGNET MATHIEU BART ADRIEN	3:46.565 5.036	00:54:24 (3)
			89			00:00:72
						01:54:97 (8)
						00:01:95
5	7	 KAZ	178	SINYAVSKIY MAXIM SAFRONOV YEVGENIY	3:46.729 5.200	00:54:80 (4)
			176			00:00:56
						01:53:02 (7)
						00:00:32
						02:51:21 (7)
						00:00:27
6	3	 BRA	35	SOUZA SILVA ERLON DE OLIVEIRA RONILSON	3:47.465 5.936	00:55:02 (5)
			31			00:00:22
						01:52:70 (6)
						00:00:35
						02:50:94 (6)
						00:00:53
7	5	 CAN	75	VARGA ROLAND BRYANT PAUL	3:48.837 7.308	01:51:74 (3)
			41			00:01:74
						02:49:47 (3)
						00:02:11
8	1	 KAZ	182	YEMELYANOV MIKHAIL YEMELYANOV TIMOFEY	3:48.901 7.372	00:55:26 (6)
			183			00:00:24
						01:52:35 (5)
						00:00:24
						02:54:81 (8)
						00:03:60
9	9	 GER	153	OELZE YUL MUELLER MAX	3:52.729 11.200	00:56:03 (8)
			151			00:00:56
						02:00:70 (9)
						02:50:41 (5)
						00:00:67

Chief Official: Frank Garner

Chief Finishing: Teresa Kaczmarek

Course Umpire: H. Korc-Chmielewska, A. Kąkol

Starter: Bartosz Wiśniewski

Water: 14 °C

Air: 17 °C

Wind Force: 1 m/s

Direction: W

RESULTS



Race No. 55

K1 1000M WOMEN

Saturday, 01.06.2013

11.29

F A 1 / 1

1	0	 DEN	85	HANSEN HENRIETTE	4:08.470	
2	1	 GER	161	ZEHE NADINE	4:14.118 5.648	00:53:22 (1) 00:00:35 01:56:25 (1) 00:01:55 03:02:18 (1) 00:03:39
3	6	 KAZ	177	SERGEYEVA NATALYA	4:15.210 6.740	00:56:26 (3) 00:00:48 02:00:12 (2) 00:03:87 03:05:85 (2) 00:03:66
4	4	 CAN	76	VAUGHAN HANNAH	4:19.158 10.688	00:56:50 (4) 00:00:24 02:02:23 (5) 00:01:07 03:08:57 (4) 00:01:44
5	8	 NED	220	HAAZE EEF	4:19.382 10.912	00:56:90 (5) 00:00:40 02:01:16 (4) 00:00:64 03:07:13 (3) 00:01:28
6	7	 SWE	324	ANDERSSON KLARA	4:21.354 12.884	00:55:78 (2) 00:02:56 02:00:52 (3) 00:00:40 03:08:81 (5) 00:00:24
7	5	 POL	284	WIEWIÓRA PAULINA	4:21.566 13.096	00:58:65 (7) 00:01:31 02:02:95 (6) 00:00:72 03:10:76 (6) 00:01:95
8	2	 LAT	190	LASMA LIEPA	4:31.134 22.664	00:59:66 (8) 00:01:01 02:08:58 (9) 00:00:29 03:20:57 (9) 00:01:02
9	3	 NED	224	POL HEDY	4:32.990 24.520	00:57:34 (6) 00:00:43 02:04:63 (7) 00:01:68 03:15:03 (7) 00:04:27
10	9	 POL	263	PIELIN KAROLINA	4:35.350 26.880	01:16:95 (9) 02:08:30 (8) 00:03:66 03:19:54 (8) 00:04:51

Chief Official: Frank Garner
Chief Finishing: Teresa Kaczmarek
Course Umpire: P.F. Larsen, P. Bernard

Water: 14 °C
Air: 17 °C
Wind Force: 1 m/s

RESULTS









Race No. 56

K2 1000M WOMEN

Saturday, 01.06.2013

11.36

F A 1 / 1

1	5	 POL	248 286	KOWALCZYK AGNIESZKA WOJNAROWSKA EWELINA	3:56.024	00:55:68 (1) 01:38:64 (1) 02:57:37 (1)
2	6	 FRA	109 125	JAMELOT LEA TROEL SARAH	3:57.052 1.028	00:56:08 (2) 00:00:40 01:43:15 (2) 00:04:51 02:58:49 (3) 00:00:48
3	1	 AUT	18 20	LEHACI ANA ROXANA SCHWARZ VIKTORIA	3:58.076 2.052	00:57:63 (4) 00:01:04 01:56:81 (4) 00:00:27 02:58:01 (2) 00:00:64
4	3	 SWE	323 332	ANDERSSON EMMA JONSSONS LINDBLAD MICHAELA	4:02.356 6.332	00:59:90 (6) 00:02:00 01:57:02 (5) 00:00:21 03:00:64 (5) 00:00:51
5	2	 POL	243 285	JASIŃSKA SARA WŁOSIK ANNA	4:02.904 6.880	00:56:59 (3) 00:00:51 01:56:54 (3) 00:13:39 03:00:13 (4) 00:01:63
6	4	 AUT	17 16	BACHMAYER KATHRIN BACHMAYER SABINE	4:06.252 10.228	00:57:90 (5) 00:00:27 01:57:34 (6) 00:00:32 03:04:67 (6) 00:04:03

Chief Official: Frank Garner

Chief Finishing: Teresa Kaczmarek

Course Umpire: W. Birecki, L. Birecki

Starter: Bartosz Wiśniewski

Water: 14 °C

Air: 17 °C

Wind Force: 1 m/s

Direction: W



Race No. 57		RESULTS		K4 1000M MEN		Saturday, 01.06.2013		11.49	
								F A 1/ 1	
1	5	 FRA	115 97 107 110	LECRUBIER VINCENT CARRE CYRILLE HUBERT ETIENNE JONCOUR MORGAN	3:04.984		00:44:30 (1) 01:30:74 (1) 02:18:08 (1)		
2	6	 POL	240 257 250 266	FLORCZAK PAWEŁ MAROŃ RAFAŁ KRAJEWSKI ARKADIUSZ ROSOLSKI RAFAŁ	3:06.352 1.368		01:32:34 (3) 00:00:35 02:18:61 (2) 00:00:53		
3	1	 CAN	37 54 68 48	BEAUCHESNE ETIENNE HUGHES MARSHALL ROWORTH SAM DUCHESNEAU PHIL	3:07.280 2.296		00:45:47 (5) 00:00:37 01:33:29 (5) 00:00:61 02:20:40 (4) 00:01:09		
4	7	 POL	237 262 246 252	BRZEZIŃSKI MARTIN PANNELLIER WOJCIECH KLICZKOWSKI DORIAN KRZESIŃSKI MATEUSZ	3:07.304 2.320		00:46:19 (8) 00:00:21 01:35:20 (8) 00:00:67 02:21:63 (6) 00:00:19		
5	4	 ARG	1 2 10 13	BERGERO JUAN PABLO CACERES JUAN IGNACIO DE TORRES PABLO SALLETTE ROBERTO	3:07.592 2.608		00:44:78 (3) 00:00:24 01:31:98 (2) 00:01:25 02:19:31 (3) 00:00:70		
6	2	 UZB	351 353 357 358	BORZOV SERGEY GORN VYACHESLAV MOCHALOV ALEXEY TROPIN ALEXANDER	3:08.856 3.872		00:45:71 (6) 00:00:24 01:33:89 (6) 00:00:59 02:21:44 (5) 00:01:04		
7	8	 NZL	233 230 226 229	QUICKENDEN ZAC FITZGERALD JARROD BATS JASPER FITZGERALD DARRYL	3:10.080 5.096		00:45:98 (7) 00:00:27 01:32:69 (4) 00:00:35 02:22:03 (7) 00:00:40		
8	3	 GER	148 155 136 140	KUX NIKLAS REUSCHENBACH LUKAS HENSEL SOEREN KAISER JOCHEN	3:11.316 6.332		00:45:10 (4) 00:00:32 01:34:53 (7) 00:00:64 02:23:23 (8) 00:01:20		
9	9	 MEX	215 204 200 207	VALDEZ GONZALEZ JESUS LOPEZ QUINTERO JAVIER FUENTES JUAREZ OSBALDO MEDINILLA RIOS AGUSTIN	3:11.716 6.732		00:44:54 (2) 00:00:24 01:35:49 (9) 00:00:29 02:23:71 (9) 00:00:48		
Chief Official: Frank Garner				Water: 14 °C					
Chief Finishing: Teresa Kaczmarek				Air: 17 °C					
Course Umpire: H. Korc-Chmielewska, A. Kąkol				Wind Force: 1 m/s					
Starter: Bartosz Wiśniewski				Direction: W					



RESULTS

Race No. 58

C4 1000M MEN

Saturday, 01.06.2013

11.55

F A 1 / 1

1	1	 RUS	312 SHAMSHURIN KIRILL 300 ISHMUKHAMEDOV RASUL 309 PETROV PAVEL 297 FEDOSENKO VLADIMIR	3:28.480	00:49:44 (1) 01:42:53 (1) 02:35:66 (1)
2	5	 FRA	93 BEUGNET MATHIEU 104 GOUBEL MATHIEU 124 TCHAMBA WILLIAM 89 BART ADRIEN	3:29.628 1.148	00:50:91 (5) 00:00:24 01:43:89 (4) 00:00:29 02:37:41 (2) 00:01:74
3	8	 POL	255 KULETA PIOTR 253 KUDŁA MICHAŁ 245 KAMIŃSKI MATEUSZ 264 POŚPIECH DANIEL	3:30.148 1.668	00:50:40 (3) 00:00:64 01:43:60 (3) 00:00:43 02:38:09 (4) 00:00:37
4	7	 UZB	355 KAYUMOV ILDAR 359 TUHKTASIN UGLY NURISLOM 361 YULDASHOV DILSHOD 350 AZMETOV MURADJON	3:33.372 4.892	00:50:67 (4) 00:00:27 01:44:29 (5) 00:00:40 02:39:45 (5) 00:01:36
5	6	 CAN	60 LALIBERTE PIERRE-LUC 73 TARLING MARC 59 KLEVINAS MARK 36 ANDISON JAMIE	3:36.352 7.872	01:00:99 (8) 01:51:79 (8) 02:41:25 (8) 00:00:21
6	2	 MEX	199 CRISTOBAL QUIRINO JOSE 210 MORALES BALDERAS ROBERTO 198 CASTILLO MORALES SAUL 196 CAMILO CORTES ZEFERINO	3:38.020 9.540	00:51:79 (7) 00:00:29 01:50:67 (7) 02:40:16 (6) 00:00:70
7	3	 CAN	75 VARGA ROLAND 65 OLDERSHAW MARK 70 RUSSELL BENJAMIN 41 BRYANT PAUL	3:41.056 12.576	00:51:50 (6) 00:00:59 01:45:55 (6) 00:01:26 02:41:04 (7) 00:00:88
	4	 RUS	314 TOVKAN ANATOLII 293 BOVDURETS ALEXEY 294 DUBOVOY IVAN 301 KARPOV MIKHAIL	DSQ	00:49:76 (2) 00:00:32 01:43:17 (2) 00:00:64 02:37:73 (3) 00:00:32

Chief Official: Frank Garner

Chief Finishing: Teresa Kaczmarek

Course Umpire: P.F. Larsen, P. Bernard

Starter: Bartłomiej Kasprzak

Water: 14 °C

Air: 19 °C

Wind Force: 1 m/s

Direction: W



ICF CANOE SPRINT WORLD CUP POZNAŃ 2013 31.05-02.06.2013

RESULTS



Race No. 61







K1 200M MEN

Saturday, 01.06.2013

14.20

1-6 TO SF +3 BEST NEXT BY TIME

HEAT 1/ 4

1	7	 GER	150	LIEBSCHER TOM	37.224
2	5	 USA	349	HORNSBY TIM	37.404 0.180
3	1	 POL	280	TWARDOWSKI MAREK	37.444 0.220
4	6	 NED	223	KROUWEL NIELS	38.796 1.572
5	4	 SWE	333	LILIJA JOHAN	39.272 2.048
6	8	 KAZ	172	BEREZINTSEV YURIY	39.964 2.740
7	3	 IRL	169	PIERCE VAL	41.024 3.800
8	2	 MLT	217	CAMILLERI CHRISTOPHER	41.508 4.284

Chief Official: Frank Garner

Chief Finishing: Teresa Kaczmarek

Course Umpire: W. Birecki, L. Birecki

Starter: Bartłomiej Kasprzak

Water: 14 °C

Air: 19 °C

Wind Force: 1 m/s

Direction: W



ICF CANOE SPRINT WORLD CUP POZNAŃ 2013 31.05-02.06.2013

RESULTS



Race No. 62

K1 200M MEN

Saturday, 01.06.2013

14.25

1-6 TO SF +3 BEST NEXT BY TIME

HEAT 2 / 4

1	6	 RUS	302	KHARITONOV OLEG	36.920
2	1	 GER	146	KROECK JOSHUA	37.724 0.804
3	7	 LAT	189	KRISTS STRAUME	37.848 0.928
4	3	 FRA	114	LE MOEL FRANK	37.892 0.972
5	4	 DEN	86	POULSEN RENE HOLTEN	38.324 1.404
6	5	 NED	225	VISSER JELLE	39.308 2.388
7	2	 GRE	163	PAPASAVVAS MICHAIL	39.568 2.648

Chief Official: Frank Garner

Water: 14 °C

Chief Finishing: Teresa Kaczmarek

Air: 19 °C

Course Umpire: H. Korc-Chmielewska, A. Kąkol

Wind Force: 1 m/s

Starter: Bartłomiej Kasprzak

Direction: W



ICF CANOE SPRINT WORLD CUP POZNAŃ 2013 31.05-02.06.2013

RESULTS



Race No. 63



K1 200M MEN

Saturday, 01.06.2013

14.30

1-6 TO SF +3 BEST NEXT BY TIME

HEAT 3/ 4

1	1	 FRA	108	HYBOIS ARNAUD	37.282
2	7	 LAT	188	KASPARS TIKLENIKS	38.230 0.948
3	3	 CAN	46	DENMAN AUSTIN	38.238 0.956
4	6	 RSA	288	GERBER DAWID	38.342 1.060
5	4	 CHI	83	VALENCIA MIGUEL	38.470 1.188
6	2	 KAZ	179	SULTANBEKOV DAVLET	39.894 2.612
7	5	 SWE	342	SVENSSON EMIL	42.650 5.368

Chief Official: Frank Garner

Chief Finishing: Teresa Kaczmarek

Course Umpire: P.F. Larsen, P. Bernard

Starter: Bartłomiej Kasprzak

Water: 14 °C

Air: 19 °C

Wind Force: 1 m/s

Direction: W



ICF CANOE SPRINT WORLD CUP POZNAŃ 2013 31.05-02.06.2013

RESULTS



Race No. 64

K1 200M MEN

Saturday, 01.06.2013

14.35

1-6 TO SF +3 BEST NEXT BY TIME

HEAT 4/ 4

1	1	 CAN	45	DE JONGE MARK	36.579
2	4	 POL	234	AMBROZIAK DENIS	36.979 0.400
3	5	 RUS	291	ANDRYUSHKIN VICTOR	37.943 1.364
4	6	 UZB	354	IBRAGIMOV VILIAM	38.687 2.108
5	2	 MEX	205	MARROQUIN URIBE SANTOS	39.227 2.648
6	3	 IRL	168	MARCHETTI SEAN	39.283 2.704
7	7	 ARG	1	BERGERO JUAN PABLO	40.215 3.636

Chief Official: Frank Garner

Chief Finishing: Teresa Kaczmarek

Course Umpire: W. Birecki, L. Birecki

Starter: Bartłomiej Kasprzak

Water: 14 °C

Air: 19 °C

Wind Force: 1 m/s

Direction: W



ICF CANOE SPRINT WORLD CUP POZNAŃ 2013 31.05-02.06.2013

RESULTS



Race No. 65




C1 200M MEN

Saturday, 01.06.2013

14.40

1 TO FIN, 2-7 TO SF, REST OUT

HEAT 1/ 3

1	7	 LTU	192	SHUKLIN JEVGENIJ	40.870
2	2	 GER	141	KIRAJ STEFAN	41.846 0.976
3	3	 RUS	298	GANIN ANDREY	41.874 1.004
4	5	 KAZ	181	YEMELYANOV SERGEY	42.506 1.636
5	1	 CAN	69	RUBLEE AARON	42.706 1.836
6	6	 LAT	191	MIKELIS EZMALIS	42.914 2.044
7	8	 FRA	123	SIMART PIERRE	44.078 3.208
8	4	 MEX	214	ROYO IBANEZ ALEJANDRO	44.490 3.620

Chief Official: Frank Garner

Chief Finishing: Teresa Kaczmarek

Course Umpire: H. Korc-Chmielewska, A. Kałol

Starter: Peter Moule

Water: 14 °C

Air: 19 °C

Wind Force: 1 m/s

Direction: W



ICF CANOE SPRINT WORLD CUP POZNAŃ 2013 31.05-02.06.2013

RESULTS



Race No. 66

C1 200M MEN

Saturday, 01.06.2013

14.45

1 TO FIN, 2-7 TO SF, REST OUT

HEAT 2/ 3

1	1	 BRA	30	DE JESUS NIVALTER	41.838
2	2	 GER	144	KRETSCHMER PETER	42.178 0.340
3	6	 CAN	63	MCCOOMBS JASON	42.434 0.596
4	4	 AZE	23	BEZUGLIY SERGIY	43.050 1.212
5	5	 MEX	213	PUENTE GONZALEZ FEDERICO	44.578 2.740
6	7	 CHI	81	TAFRA JOHNNATHAN	44.598 2.760
7	8	 POL	267	RUCZYŃSKI MARIUSZ	45.458 3.620

Chief Official: Frank Garner

Chief Finishing: Teresa Kaczmarek

Course Umpire: P.F. Larsen, P. Bernard

Starter: Peter Moule

Water: 14 °C

Air: 19 °C

Wind Force: 1 m/s

Direction: W

RESULTS



Race No. 67









C1 200M MEN

Saturday, 01.06.2013

14.50

1 TO FIN, 2-7 TO SF, REST OUT

HEAT 3/ 3

1	2	 RUS	304	KOROVASHKOV ALEXEY	41.734
2	7	 FRA	122	SIMART THOMAS	42.070 0.336
3	4	 BRA	35	SOUZA SILVA ERLON	43.334 1.600
4	3	 POL	287	ŁUBNIEWSKI MICHAŁ	44.030 2.296
5	1	 CHI	82	TORRES ALVARO	44.058 2.324
6	8	 LAT	185	GATIS PRANKS	44.070 2.336
7	5	 UZB	350	AZMETOV MURADJON	44.290 2.556
8	6	 AZE	24	KUPIN OLEKSIY	44.702 2.968

Chief Official: Frank Garner

Chief Finishing: Teresa Kaczmarek

Course Umpire: W. Birecki, L. Birecki

Starter: Peter Moule

Water: 14 °C

Air: 19 °C

Wind Force: 1 m/s

Direction: W



ICF CANOE SPRINT WORLD CUP POZNAŃ 2013 31.05-02.06.2013

RESULTS



Race No. 68









K1 200M WOMEN

Saturday, 01.06.2013

14.55

1 TO FIN, 2-7 TO SF, REST OUT

HEAT 1/ 3

1	1	 POL	260	NAJA KAROLINA	40.999
2	6	 NZL	227	CARRINGTON LISA	41.299 0.300
3	2	 DEN	85	HANSEN HENRIETTE	43.851 2.852
4	3	 GER	158	VOLZ SABINE	44.551 3.552
5	5	 SWE	337	STENSILS LINNEA	44.611 3.612
6	8	 KAZ	177	SERGEYEVA NATALYA	45.143 4.144
7	7	 RSA	289	HARTLEY BRIDGITTE	45.223 4.224
8	4	 LTU	193	SUDEIKYTE DOVILE	46.003 5.004

Chief Official: Frank Garner

Chief Finishing: Teresa Kaczmarek

Course Umpire: H. Korc-Chmielewska, A. Kałol

Starter: Bartosz Wiśniewski

Water: 14 °C

Air: 19 °C

Wind Force: 1 m/s

Direction: W



ICF CANOE SPRINT WORLD CUP POZNAŃ 2013 31.05-02.06.2013

RESULTS



Race No. 69

K1 200M WOMEN

Saturday, 01.06.2013

15.00

1 TO FIN, 2-7 TO SF, REST OUT

HEAT 2/ 3

1	8	 POL	281	WALCZYKIEWICZ MARTA	42.175
2	5	 SLO	315	PONOMARENKO JANIC SPELA	43.039 0.864
3	1	 CAN	71	RUSSELL MICHELLE	43.251 1.076
4	2	 SVK	321	KOHLOVA MARTINA	43.507 1.332
5	7	 KAZ	174	KLINOVA INNA	44.023 1.848
6	6	 NED	219	EERDE VAN ROWDY	46.691 4.516
7	4	 CHI	80	ORELLANA YSUMY	47.327 5.152

Chief Official: Frank Garner

Water: 14 °C

Chief Finishing: Teresa Kaczmarek

Air: 19 °C

Course Umpire: P.F. Larsen, P. Bernard

Wind Force: 1 m/s

Starter: Bartosz Wiśniewski

Direction: W



ICF CANOE SPRINT WORLD CUP POZNAŃ 2013 31.05-02.06.2013

RESULTS



Race No. 70








K1 200M WOMEN

Saturday, 01.06.2013

15.05

1 TO FIN, 2-7 TO SF, REST OUT

HEAT 3/ 3

1	1	 FRA	105	GUYOT SARAH	43.119
2	3	 GER	145	KRIEGERSTEIN STEFFI	44.087 0.968
3	7	 FRA	126	TULEU GABRIELLE	44.311 1.192
4	6	 SWE	331	JOHANSSON KARIN	45.411 2.292
5	4	 CAN	76	VAUGHAN HANNAH	45.531 2.412
6	5	 LAT	190	LASMA LIEPA	46.155 3.036
7	2	 IRL	164	EGAN JENNY	47.263 4.144

Chief Official: Frank Garner

Chief Finishing: Teresa Kaczmarek

Course Umpire: W. Birecki, L. Birecki

Starter: Bartosz Wiśniewski

Water: 14 °C

Air: 19 °C

Wind Force: 1 m/s

Direction: W

RESULTS



Race No. 71

K2 200M MEN

Saturday, 01.06.2013

15.10

1 TO FIN, 2-7 TO SF, REST OUT

HEAT 1/ 3

1	4	 CAN	44 64	COCHRANE RYAN MORNEAU ETIENNE	33.582
2	1	 GER	143 138	KOENIG FELIX HASELEU TIMO	33.770 0.188
3	5	 AUS	14 15	TAME LACHLAN WALLACE KEN	33.802 0.220
4	3	 SWE	326 330	ELENIUS JOEL JOHANSSON DAVID	34.998 1.416
5	7	 POL	258 235	MAZUR PIOTR BIERZAŁO GRZEGORZ	35.566 1.984
6	6	 KAZ	179 172	SULTANBEKOV DAVLET BEREZINTSEV YURIY	36.786 3.204
7	2	 IRL	165 167	EGAN PETER MAJCHRZAK MACIEJ	37.862 4.280

Chief Official: Frank Garner

Water: 14 °C

Chief Finishing: Teresa Kaczmarek

Air: 19 °C

Course Umpire: H. Korc-Chmielewska, A. Kąkol

Wind Force: 1 m/s

Starter: Peter Moule

Direction: W

RESULTS



Race No. 72



K2 200M MEN

Saturday, 01.06.2013

15.15

1 TO FIN, 2-7 TO SF, REST OUT

HEAT 2/ 3

1	6	 RUS	311 295	POSTRYGAY YURY DYACHENKO ALEXANDER	32.354
2	3	 CAN	47 51	DOBER RICHARD FOURNEL HUGHES	34.214 1.860
3	2	 LAT	187 186	JANIS ANDERSONS GIRTS ALKSINS	34.646 2.292
4	1	 POL	278 265	SZYPUŁA SEBASTIAN PUTTO DAWID	36.554 4.200
5	4	 KAZ	173 171	DERGUNOV ALEXEY ALEXEYEV YEVGENIY	36.822 4.468
6	5	 ARG	2 10	CACERES JUAN IGNACIO DE TORRES PABLO	41.790 9.436

Chief Official: Frank Garner

Chief Finishing: Teresa Kaczmarek

Course Umpire: P.F. Larsen, P. Bernard

Starter: Peter Moule

Water: 14 °C

Air: 19 °C

Wind Force: 1 m/s

Direction: W

RESULTS



Race No. 73

K2 200M MEN

Saturday, 01.06.2013

15.20

1 TO FIN, 2-7 TO SF, REST OUT

HEAT 3/ 3

1	4	 GER	154 131	RAUHE RONALD EMS JONAS	33.099
2	1	 SWE	341 340	SVENSSON ERIK SVANQVIST CHRISTIAN	33.207 0.108
3	3	 ARG	6 12	CORREA MIGUEL REZOLA RUBEN	33.263 0.164
4	6	 FRA	91 111	BEAUMONT MAXIME JOUVE SEBASTIEN	33.315 0.216
5	2	 RUS	303 296	KONONYUK ARTEM FEDOSEEV MAKSIM	33.467 0.368
6	5	 UZB	358 353	TROPIN ALEXANDER GORN VYACHESLAV	36.503 3.404

Chief Official: Frank Garner

Chief Finishing: Teresa Kaczmarek

Course Umpire: W. Birecki, L. Birecki

Starter: Peter Moule

Water: 14 °C

Air: 19 °C

Wind Force: 1 m/s

Direction: W

RESULTS



Race No. 74

C2 200M MEN

Saturday, 01.06.2013

15.25

1-3 FIN, 4-7 + 8th B.T. TO SF

HEAT 1/ 2

1	2	 CAN	75 41	VARGA ROLAND BRYANT PAUL	40.367
2	6	 UZB	356 361	KOCHNEV GERASIM YULDASHOV DILSHOD	40.691 0.324
3	4	 RUS	314 313	TOVKAN ANATOLII SHELEGOV OLEG	41.123 0.756
4	5	 KAZ	178 176	SINYAVSKIY MAXIM SAFRONOV YEVGENIY	42.027 1.660
5	3	 AZE	25 26	MATVIYCHUK TARAS MELNIK ANATOLII	42.115 1.748
6	1	 POL	251 253	KRUK MARIUSZ KUDŁA MICHAŁ	43.171 2.804

Chief Official: Frank Garner

Water: 14 °C

Chief Finishing: Teresa Kaczmarek

Air: 19 °C

Course Umpire: H. Korc-Chmielewska, A. Kąkol

Wind Force: 1 m/s

Starter: Bartosz Wiśniewski

Direction: W

RESULTS



Race No. 75

C2 200M MEN

Saturday, 01.06.2013

15.30

1-3 FIN, 4-7 + 8th B.T. TO SF

HEAT 2 / 2

1	4	 CAN	60 38	LALIBERTE PIERRE-LUC BEAUCHESNE-SEVIGNY GABRIEL	39.187
2	1	 AZE	23 24	BEZUGLIY SERGIY KUPIN OLEKSIY	39.279 0.092
3	3	 BRA	35 31	SOUZA SILVA ERLON DE OLIVEIRA RONILSON	39.319 0.132
4	2	 KAZ	182 183	YEMELYANOV MIKHAIL YEMELYANOV TIMOFEY	39.463 0.276
5	5	 POL	287 264	ŁUBNIEWSKI MICHAŁ POŚPIECH DANIEL	39.575 0.388

Chief Official: Frank Garner

Chief Finishing: Teresa Kaczmarek

Course Umpire: P.F. Larsen, P. Bernard

Starter: Bartosz Wiśniewski

Water: 14 °C

Air: 19 °C

Wind Force: 1 m/s

Direction: W



ICF CANOE SPRINT WORLD CUP POZNAŃ 2013 31.05-02.06.2013

RESULTS



Race No. 76

C1 200M WOMEN

Saturday, 01.06.2013

15.35

1-3 FIN, 4-7 + 8th B.T. TO SF

HEAT 1/ 2

1	1	 RUS	290	ANDREEVA IRINA	51.931
2	8	 CAN	66	POTTS TAYLOR	52.075 0.144
3	2	 FRA	128	VOILLY HELENE	53.947 2.016
4	6	 UZB	362	ZARKOVA EKATERINA	56.187 4.256
5	5	 POL	249	KOZAKIEWICZ DOROTA	56.255 4.324
6	3	 MEX	212	PARRA QUINONES JITZEL	56.687 4.756
7	7	 LAT	184	ELINA EDOLE	1:01.359 9.428

Chief Official: Frank Garner

Water: 14 °C

Chief Finishing: Teresa Kaczmarek

Air: 19 °C

Course Umpire: W. Birecki, L. Birecki

Wind Force: 1 m/s

Starter: Bartłomiej Kasprzak

Direction: W

RESULTS



Race No. 77

C1 200M WOMEN

Saturday, 01.06.2013

15.40

1-3 FIN, 4-7 + 8th B.T. TO SF

HEAT 2 / 2

1	3	 CAN	77	VINCENT-LAPOINTE LAURENCE	49.622
2	5	 RUS	305	KOZAKOVA MARIA	52.178 2.556
3	1	 CHI	79	MILLAN NANCY	53.598 3.976
4	6	 FRA	101	CORDELIER SOPHIE	53.822 4.200
5	4	 UZB	352	EMELYANOVA SOFIA	54.870 5.248
6	8	 BLR	363	LEBEDEVA MARIA	55.078 5.456
7	2	 MEX	206	MATEESCU ANCA	1:02.270 12.648
8	7	 POL	273	STANNY MAGDA	1:04.690 15.068

Chief Official: Frank Garner

Chief Finishing: Teresa Kaczmarek

Course Umpire: H. Korc-Chmielewska, A. Kąkol

Starter: Bartłomiej Kasprzak

Water: 14 °C

Air: 19 °C

Wind Force: 1 m/s

Direction: W



ICF CANOE SPRINT WORLD CUP POZNAŃ 2013 31.05-02.06.2013

RESULTS



Race No. 79










K1 200M MEN

Saturday, 01.06.2013

16.35

1-3 TO FA, 4-6 TO FB, REST OUT

SF 1/3

1	5	 CAN	45	DE JONGE MARK	36.142
2	6	 RUS	302	KHARITONOV OLEG	36.662 0.520
3	4	 USA	349	HORNSBY TIM	37.722 1.580
4	3	 CAN	46	DENMAN AUSTIN	38.310 2.168
5	7	 RSA	288	GERBER DAWID	38.646 2.504
6	2	 MEX	205	MARROQUIN URIBE SANTOS	39.330 3.188
7	1	 NED	225	VISSER JELLE	39.390 3.248
8	9	 GRE	163	PAPASAVVAS MICHAIL	39.702 3.560
9	8	 KAZ	172	BEREZINTSEV YURIY	40.874 4.732

Chief Official: Frank Garner

Chief Finishing: Teresa Kaczmarek

Course Umpire: P.F. Larsen, P. Bernard

Starter: Bartłomiej Kasprzak

Water: 14 °C

Air: 19 °C

Wind Force: 1 m/s

Direction: W

RESULTS



Race No. 80










K1 200M MEN

Saturday, 01.06.2013

16.40

1-3 TO FA, 4-6 TO FB, REST OUT

SF 2/ 3

1	5	 FRA	108	HYBOIS ARNAUD	36.440
2	4	 POL	234	AMBROZIAK DENIS	36.484 0.044
3	6	 POL	280	TWARDOWSKI MAREK	37.744 1.304
4	3	 LAT	189	KRISTS STRAUME	37.904 1.464
5	7	 FRA	114	LE MOEL FRANK	38.028 1.588
6	2	 UZB	354	IBRAGIMOV VILIAM	38.112 1.672
7	8	 SWE	333	LILIJA JOHAN	39.092 2.652
8	1	 ARG	1	BERGERO JUAN PABLO	39.900 3.460
9	9	 KAZ	179	SULTANBEKOV DAVLET	40.672 4.232

Chief Official: Frank Garner

Chief Finishing: Teresa Kaczmarek

Course Umpire: W. Birecki, L. Birecki

Starter: Bartłomiej Kasprzak

Water: 14 °C

Air: 19 °C

Wind Force: 1 m/s

Direction: W

RESULTS



Race No. 81


K1 200M MEN

Saturday, 01.06.2013

16.45

1-3 TO FA, 4-6 TO FB, REST OUT

SF 3/ 3

1	5	 GER	150	LIEBSCHER TOM	37.052
2	3	 RUS	291	ANDRYUSHKIN VICTOR	37.392 0.340
3	6	 GER	146	KROECK JOSHUA	37.916 0.864
4	4	 LAT	188	KASPARS TIKLENIEKS	38.256 1.204
5	2	 DEN	86	POULSEN RENE HOLTEN	38.584 1.532
6	8	 CHI	83	VALENCIA MIGUEL	39.120 2.068
7	9	 IRL	168	MARCHETTI SEAN	39.276 2.224
8	7	 NED	223	KROUWEL NIELS	39.992 2.940
9	1	 IRL	169	PIERCE VAL	41.724 4.672

Chief Official: Frank Garner

Chief Finishing: Teresa Kaczmarek

Course Umpire: H. Korc-Chmielewska, A. Kąkol

Starter: Bartłomiej Kasprzak

Water: 14 °C

Air: 19 °C

Wind Force: 1 m/s

Direction: W

RESULTS



Race No. 82










C1 200M MEN

Saturday, 01.06.2013

16.50

1-3 TO FA, 4-7+8th B.T. TO FB

SF 1 / 2

1	4	 CAN	63	MCCOOMBS JASON	42.432
2	6	 RUS	298	GANIN ANDREY	42.656 0.224
3	9	 LAT	191	MIKELIS EZMALIS	43.108 0.676
4	7	 AZE	23	BEZUGLIY SERGIY	43.524 1.092
5	2	 CAN	69	RUBLEE AARON	43.996 1.564
6	5	 FRA	122	SIMART THOMAS	44.120 1.688
7	3	 POL	287	ŁUBNIEWSKI MICHAŁ	44.284 1.852
8	1	 UZB	350	AZMETOV MURADJON	45.024 2.592
9	8	 CHI	81	TAFRA JOHNNATHAN	45.568 3.136

Chief Official: Frank Garner

Chief Finishing: Teresa Kaczmarek

Course Umpire: P.F. Larsen, P. Bernard

Starter: Peter Moule

Water: 14 °C

Air: 19 °C

Wind Force: 1 m/s

Direction: W

RESULTS



Race No. 83

C1 200M MEN

Saturday, 01.06.2013

16.55

1-3 TO FA, 4-7+8th B.T. TO FB

SF 2 / 2

1	5	 GER	141	KIRAJ STEFAN	42.105
2	4	 GER	144	KRETSCHMER PETER	42.637 0.532
3	2	 CHI	82	TORRES ALVARO	43.409 1.304
4	6	 BRA	35	SOUZA SILVA ERLON	43.565 1.460
5	1	 POL	267	RUCZYŃSKI MARIUSZ	43.921 1.816
6	8	 LAT	185	GATIS PRANKS	44.213 2.108
7	9	 FRA	123	SIMART PIERRE	44.345 2.240
8	7	 MEX	213	PUENTE GONZALEZ FEDERICO	45.005 2.900
9	3	 KAZ	181	YEMELYANOV SERGEY	50.121 8.016

Chief Official: Frank Garner

Chief Finishing: Teresa Kaczmarek

Course Umpire: W. Birecki, L. Birecki

Starter: Peter Moule

Water: 14 °C

Air: 19 °C

Wind Force: 1 m/s

Direction: W

RESULTS



Race No. 84









K1 200M WOMEN

Saturday, 01.06.2013

17.00

1-3 TO FA, 4-7+8th B.T. TO FB

SF 1/ 2

1	5	 NZL	227	CARRINGTON LISA	42.193
2	2	 KAZ	174	KLINOVA INNA	43.193 1.000
3	4	 CAN	71	RUSSELL MICHELLE	43.365 1.172
4	7	 GER	158	VOLZ SABINE	43.693 1.500
5	6	 FRA	126	TULEU GABRIELLE	44.933 2.740
6	3	 SWE	331	JOHANSSON KARIN	45.013 2.820
7	8	 LAT	190	LASMA LIEPA	46.129 3.936
8	1	 KAZ	177	SERGEYEVA NATALYA	46.653 4.460
9	9	 CHI	80	ORELLANA YSUMY	48.413 6.220

Chief Official: Frank Garner

Chief Finishing: Teresa Kaczmarek

Course Umpire: H. Korc-Chmielewska, A. Kąkol

Starter: Bartosz Wiśniewski

Water: 14 °C

Air: 19 °C

Wind Force: 1 m/s

Direction: W



ICF CANOE SPRINT WORLD CUP POZNAŃ 2013 31.05-02.06.2013

RESULTS



Race No. 85








K1 200M WOMEN

Saturday, 01.06.2013

17.05

1-3 TO FA, 4-7+8th B.T. TO FB

SF 2 / 2

1	3	 SVK	321	KOHLLOVA MARTINA	43.119
2	5	 SLO	315	PONOMARENKO JANIC SPELA	43.283 0.164
3	6	 DEN	85	HANSEN HENRIETTE	43.639 0.520
4	4	 GER	145	KRIEGERSTEIN STEFFI	43.647 0.528
5	7	 SWE	337	STENSILS LINNEA	43.671 0.552
6	2	 CAN	76	VAUGHAN HANNAH	44.767 1.648
7	1	 RSA	289	HARTLEY BRIDGITTE	44.787 1.668
8	8	 NED	219	EERDE VAN ROWDY	45.311 2.192
9	9	 IRL	164	EGAN JENNY	47.967 4.848

Chief Official: Frank Garner

Chief Finishing: Teresa Kaczmarek

Course Umpire: P.F. Larsen, P. Bernard

Starter: Bartosz Wiśniewski

Water: 14 °C

Air: 19 °C

Wind Force: 1 m/s

Direction: W



ICF CANOE SPRINT WORLD CUP POZNAŃ 2013 31.05-02.06.2013

RESULTS



Race No. 86

K2 200M MEN

Saturday, 01.06.2013

17.10

1-3 TO FA, 4-7+8th B.T. TO FB

SF 1/ 2

1	5	 SWE	341 340	SVENSSON ERIK SVANQVIST CHRISTIAN	33.490
2	3	 FRA	91 111	BEAUMONT MAXIME JOUVE SEBASTIEN	33.774 0.284
3	7	 POL	278 265	SZYPUŁA SEBASTIAN PUTTO DAWID	33.906 0.416
4	6	 AUS	14 15	TAME LACHLAN WALLACE KEN	34.414 0.924
5	2	 POL	258 235	MAZUR PIOTR BIERZAŁO GRZEGORZ	34.938 1.448
6	4	 LAT	187 186	JANIS ANDERSONS GIRTS ALKSINS	35.482 1.992
7	8	 ARG	2 10	CACERES JUAN IGNACIO DE TORRES PABLO	35.982 2.492
8	9	 KAZ	179 172	SULTANBEKOV DAVLET BEREZINTSEV YURIY	37.394 3.904

Chief Official: Frank Garner

Chief Finishing: Teresa Kaczmarek

Course Umpire: W. Birecki, L. Birecki

Starter: Peter Moule

Water: 14 °C

Air: 19 °C

Wind Force: 1 m/s

Direction: W



ICF CANOE SPRINT WORLD CUP POZNAŃ 2013 31.05-02.06.2013

RESULTS



Race No. 87



K2 200M MEN

Saturday, 01.06.2013

17.15

1-3 TO FA, 4-7+8th B.T. TO FB

SF 2 / 2

1	6	 ARG	6 12	CORREA MIGUEL REZOLA RUBEN	33.414
2	4	 CAN	47 51	DOBER RICHARD FOURNEL HUGHES	33.638 0.224
3	2	 RUS	303 296	KONONYUK ARTEM FEDOSEEV MAKSIM	33.794 0.380
4	5	 GER	143 138	KOENIG FELIX HASELEU TIMO	34.702 1.288
5	3	 SWE	326 330	ELENIUS JOEL JOHANSSON DAVID	34.986 1.572
6	7	 KAZ	173 171	DERGUNOV ALEXEY ALEXEYEV YEVGENIY	34.994 1.580
7	8	 UZB	358 353	TROPIN ALEXANDER GORN VYACHESLAV	36.374 2.960
8	9	 IRL	165 167	EGAN PETER MAJCHRZAK MACIEJ	38.594 5.180

Chief Official: Frank Garner

Chief Finishing: Teresa Kaczmarek

Course Umpire: H. Korc-Chmielewska, A. Kałol

Starter: Peter Moule

Water: 14 °C

Air: 19 °C

Wind Force: 1 m/s

Direction: W

RESULTS



Race No. 88

C2 200M MEN

Saturday, 01.06.2013

17.20

1-3 TO FIN, REST OUT

SF 1/ 1

1	4	 KAZ	182 183	YEMELYANOV MIKHAIL YEMELYANOV TIMOFEY	40.066
2	3	 POL	287 264	ŁUBNIEWSKI MICHAŁ POŚPIECH DANIEL	40.366 0.300
3	2	 POL	251 253	KRUK MARIUSZ KUDŁA MICHAŁ	41.234 1.168
4	5	 KAZ	178 176	SINYAVSKIY MAXIM SAFRONOV YEVGENIY	42.278 2.212
5	6	 AZE	25 26	MATVIYCHUK TARAS MELNIK ANATOLII	42.830 2.764

Chief Official: Frank Garner

Chief Finishing: Teresa Kaczmarek

Course Umpire: P.F. Larsen, P. Bernard

Starter: Bartosz Wiśniewski

Water: 14 °C

Air: 19 °C

Wind Force: 1 m/s

Direction: W

RESULTS



Race No. 89








C1 200M WOMEN

Saturday, 01.06.2013

17.25

1-3 TO FIN, REST OUT

SF 1 / 1

1	7	 BLR	363	LEBEDEVA MARIA	53.589
2	4	 FRA	101	CORDELIER SOPHIE	54.225 0.636
3	3	 UZB	352	EMELYANOVA SOFIA	55.161 1.572
4	2	 MEX	212	PARRA QUINONES JITZEL	57.085 3.496
5	5	 UZB	362	ZARKOVA EKATERINA	57.885 4.296
6	6	 POL	249	KOZAKIEWICZ DOROTA	58.425 4.836
7	8	 LAT	184	ELINA EDOLE	58.557 4.968
8	1	 MEX	206	MATEESCU ANCA	59.949 6.360
9	9	 POL	273	STANNY MAGDA	1:00.041 6.452

Chief Official: Frank Garner

Chief Finishing: Teresa Kaczmarek

Course Umpire: W. Birecki, L. Birecki

Starter: Bartłomiej Kasprzak

Water: 14 °C

Air: 19 °C

Wind Force: 1 m/s

Direction: W

RESULTS



Race No. 90

K1 500M MEN

Sunday, 02.06.2013

09.10

F B 1/ 1

1	7	 SWE	327	GUSTAFSSON ANDERS	1:47.481	00:51:18 (1)
2	6	 IRL	170	WATKINS BARRY	1:48.725 1.244	00:52:14 (3) 00:00:48
3	3	 SUI	317	WYSS FABIO	1:49.177 1.696	00:52:50 (4) 00:00:35
4	1	 BEL	29	PETERS WILLIAM	1:49.605 2.124	00:53:89 (7) 00:00:46
5	2	 UZB	354	IBRAGIMOV VILIAM	1:50.145 2.664	00:51:66 (2) 00:00:48
6	4	 GER	136	HENSEL SOEREN	1:50.737 3.256	00:53:42 (6) 00:00:45
7	5	 SVK	318	GELLE PETER	1:51.757 4.276	00:52:98 (5) 00:00:48
8	9	 UZB	351	BORZOV SERGEY	1:53.929 6.448	00:54:77 (8) 00:00:88

Chief Official: Frank Garner

Chief Finishing: Teresa Kaczmarek

Course Umpire: P.F. Larsen, P. Bernard

Starter: Bartłomiej Kasprzak

Water: 14 °C

Air: 18 °C

Wind Force: 1 m/s

Direction: W

RESULTS












Race No. 91

K1 200M MEN

Sunday, 02.06.2013

09.25

F B 1/ 1

1	4	 LAT	188	KASPARS TIKLENIEKS	38.742
2	6	 LAT	189	KRISTS STRAUME	38.998 0.256
3	3	 FRA	114	LE MOEL FRANK	39.158 0.416
4	5	 CAN	46	DENMAN AUSTIN	39.290 0.548
5	9	 CHI	83	VALENCIA MIGUEL	39.306 0.564
6	7	 RSA	288	GERBER DAWID	39.342 0.600
7	2	 MEX	205	MARROQUIN URIBE SANTOS	39.882 1.140
8	8	 DEN	86	POULSEN RENE HOLTEN	41.866 3.124
9	1	 UZB	354	IBRAGIMOV VILIAM	42.330 3.588

Chief Official: Frank Garner

Chief Finishing: Teresa Kaczmarek

Course Umpire: W. Birecki, L. Birecki

Starter: Bartłomiej Kasprzak

Water: 14 °C

Air: 18 °C

Wind Force: 1 m/s

Direction: W

RESULTS



Race No. 92

C1 200M MEN

Sunday, 02.06.2013

09.30

F B 1/ 1

1	7	 FRA	122	SIMART THOMAS	44.181
2	5	 AZE	23	BEZUGLIY SERGIY	44.457 0.276
3	3	 CAN	69	RUBLEE AARON	44.621 0.440
4	1	 POL	287	ŁUBNIEWSKI MICHAŁ	45.677 1.496
5	6	 POL	267	RUCZYŃSKI MARIUSZ	45.945 1.764
6	2	 LAT	185	GATIS PRANKS	46.049 1.868
7	8	 FRA	123	SIMART PIERRE	46.225 2.044
8	4	 BRA	35	SOUZA SILVA ERLON	46.241 2.060
9	9	 MEX	213	PUENTE GONZALEZ FEDERICO	47.313 3.132

Chief Official: Frank Garner

Chief Finishing: Teresa Kaczmarek

Course Umpire: H. Korc-Chmielewska, A. Kąkol

Starter: Peter Moule

Water: 14 °C

Air: 18 °C

Wind Force: 1 m/s

Direction: W

RESULTS




Race No. 93

K1 200M WOMEN

Sunday, 02.06.2013

09.35

F B 1/ 1

1	6	 SWE	337	STENSILS LINNEA	44.889
2	5	 GER	158	VOLZ SABINE	45.361 0.472
3	3	 FRA	126	TULEU GABRIELLE	45.557 0.668
4	7	 SWE	331	JOHANSSON KARIN	45.833 0.944
5	2	 CAN	76	VAUGHAN HANNAH	46.081 1.192
6	8	 RSA	289	HARTLEY BRIDGITTE	46.261 1.372
7	1	 LAT	190	LASMA LIEPA	46.273 1.384
8	4	 GER	145	KRIEGERSTEIN STEFFI	46.317 1.428
9	9	 NED	219	EERDE VAN ROWDY	46.393 1.504

Chief Official: Frank Garner

Chief Finishing: Teresa Kaczmarek

Course Umpire: P.F. Larsen, P. Bernard

Starter: Bartosz Wiśniewski

Water: 14 °C

Air: 18 °C

Wind Force: 1 m/s

Direction: W

RESULTS











Race No. 94

K2 200M MEN

Sunday, 02.06.2013

09.40

F B 1/ 1

1	2	 KAZ	173 171	DERGUNOV ALEXEY ALEXEYEV YEVGENIY	35.672
2	3	 POL	258 235	MAZUR PIOTR BIERZAŁO GRZEGORZ	35.848 0.176
3	4	 GER	143 138	KOENIG FELIX HASELEU TIMO	35.872 0.200
4	6	 SWE	326 330	ELENIUS JOEL JOHANSSON DAVID	36.076 0.404
5	7	 LAT	187 186	JANIS ANDERSONS GIRTS ALKSINS	36.188 0.516
6	8	 UZB	358 353	TROPIN ALEXANDER GORN VYACHESLAV	37.704 2.032
7	1	 ARG	2 10	CACERES JUAN IGNACIO DE TORRES PABLO	42.812 7.140
8	5	 AUS	14 15	TAME LACHLAN WALLACE KEN	52.324 16.652
	9	 KAZ	179 172	SULTANBEKOV DAVLET BEREZINTSEV YURIY	DNS

Chief Official: Frank Garner

Chief Finishing: Teresa Kaczmarek

Course Umpire: W. Birecki, L. Birecki

Starter: Peter Moule

Water: 14 °C

Air: 18 °C

Wind Force: 1 m/s

Direction: W


Race No. 95
K4 500M WOMEN
Sunday, 02.06.2013
10.02
F A 1/ 1

1	6	 GER	160 134 159 130	WEBER FRANZISKA HANTL VERENA WAGNER-AUGUSTIN KATRIN DIETZE TINA	1:38.898	00:48:11 (1)
2	8	 POL	260 259 239 370	NAJA KAROLINA MIKOŁAJCZYK BEATA DZIENISZEWSKA EDYTA KRUKOWSKA MAGDALENA	1:39.578 0.680	00:49:95 (2) 00:01:84
3	2	 CAN	39 50 52 62	BEAUCHESNE-SEVIGNY GENEVIEVE FOURNEL EMILIE FRASER KATHLEEN LOUNDER UNA	1:42.734 3.836	00:50:42 (3) 00:00:46
4	1	 GER	152 161 137 142	NICHE DEBORA ZEHE NADINE HERING SABRINA KNORR ANNE	1:43.062 4.164	00:52:14 (5) 00:00:80
5	7	 CAN	40 61 55 72	BISSONNETTE LISSA LANGLOIS ANDREANNE IRVIN ALEXA SCHMIDT MADDY	1:43.574 4.676	00:51:34 (4) 00:00:93
6	5	 SWE	337 324 338 345	STENSILS LINNEA ANDERSSON KLARA STENSILS JULIA WIKBERG MOA	1:46.138 7.240	00:52:54 (6) 00:00:40
7	4	 POL	236 242 243 256	BRUSKA JOANNA GÓRNNA ALEKSANDRA JASIŃSKA SARA LISIECKA MARTYNA	1:46.726 7.828	00:57:31 (7)
8	3	 FRA	98 95 103 100	CAURANT LEA BURGER CONSTANCE DRIDER MAIA CONSTANCIS CAROLINE	1:47.910 9.012	00:57:47 (8)
9	9	 MEX	195 209 201 194	ALANIS MORALES KARINA MONTEMAYOR RODRIGUEZ MARCIELA GULUARTE LOPEZ ALICIA ABRAHAM MAR ANAIS	1:47.914 9.016	00:57:59 (9)

Chief Official: Frank Garner

Chief Finishing: Teresa Kaczmarek

Course Umpire: H. Korc-Chmielewska, A. Kąkol

Starter: Bartosz Wiśniewski

Water: 14 °C

Air: 18 °C

Wind Force: 1 m/s

Direction: W

RESULTS




Race No. 96

K1 500M MEN

Sunday, 02.06.2013

10.07

F A 1 / 1

1	6	 DEN	86	POULSEN RENE HOLTEN	1:46.950	00:52:51 (3) 00:00:85
2	4	 POL	275	SZANDRACH PAWEŁ	1:48.058 1.108	01:09:91 (9)
3	7	 RUS	291	ANDRYUSHKIN VICTOR	1:48.210 1.260	00:53:12 (5) 00:00:34
4	3	 FRA	97	CARRE CYRILLE	1:48.342 1.392	00:52:78 (4) 00:00:27
5	1	 NED	218	BRANDJES BRAM	1:48.734 1.784	00:51:66 (2) 00:00:99
6	9	 AUS	14	TAME LACHLAN	1:50.002 3.052	00:50:67 (1)
7	2	 SVK	319	JANKOVEC MARTIN	1:50.574 3.624	00:53:47 (6) 00:00:35
8	8	 POL	280	TWARDOWSKI MAREK	1:51.142 4.192	00:54:62 (8) 00:00:59
9	5	 AUS	15	WALLACE KEN	1:53.746 6.796	00:54:03 (7) 00:00:56

Chief Official: Frank Garner

Chief Finishing: Teresa Kaczmarek

Course Umpire: P.F. Larsen, P. Bernard

Starter: Bartłomiej Kasprzak

Water: 14 °C

Air: 18 °C

Wind Force: 1 m/s

Direction: W

RESULTS



Race No. 97

C1 500M MEN

Sunday, 02.06.2013

10.12

F A 1/ 1

1	4	 BRA	32	DOS SANTOS ISAQUIAS	1:57.674	00:55:47 (1)
2	2	 FRA	104	GOUBEL MATHIEU	1:58.162 0.488	00:56:42 (3) 00:00:59
3	8	 RUS	312	SHAMSHURIN KIRILL	1:59.774 2.100	00:57:38 (5) 00:00:64
4	6	 POL	241	GRZYBOWSKI MARCIN	1:59.986 2.312	00:56:74 (4) 00:00:32
5	3	 LAT	185	GATIS PRANKS	2:01.478 3.804	00:58:14 (6) 00:00:77
6	5	 BRA	30	DE JESUS NIVALTER	2:01.502 3.828	00:55:82 (2) 00:00:35
7	9	 RUS	313	SHELEGOV OLEG	2:01.970 4.296	01:08:75 (9)
8	1	 GER	157	VANDREY JAN	2:02.126 4.452	01:08:31 (7)
9	7	 CAN	73	TARLING MARC	2:03.842 6.168	01:08:61 (8)

Chief Official: Frank Garner

Chief Finishing: Teresa Kaczmarek

Course Umpire: W. Birecki, L. Birecki

Starter: Peter Moule

Water: 14 °C

Air: 18 °C

Wind Force: 1 m/s

Direction: W

RESULTS



Race No. 98

K1 200M MEN

Sunday, 02.06.2013

10.24

F A 1/1

1	5	 CAN	45	DE JONGE MARK	36.643
2	6	 GER	150	LIEBSCHER TOM	36.787 0.144
3	3	 RUS	302	KHARITONOV OLEG	36.827 0.184
4	4	 FRA	108	HYBOIS ARNAUD	37.127 0.484
5	7	 POL	234	AMBROZIAK DENIS	37.619 0.976
6	8	 USA	349	HORNSBY TIM	37.967 1.324
7	9	 GER	146	KROECK JOSHUA	38.707 2.064
8	1	 POL	280	TWARDOWSKI MAREK	39.707 3.064
9	2	 RUS	291	ANDRYUSHKIN VICTOR	56.903 20.260

Chief Official: Frank Garner

Chief Finishing: Teresa Kaczmarek

Course Umpire: H. Korc-Chmielewska, A. Kąkol

Starter: Bartłomiej Kasprzak

Water: 14 °C

Air: 18 °C

Wind Force: 1 m/s

Direction: W

RESULTS












Race No. 99

C1 200M MEN

Sunday, 02.06.2013

10.29

F A 1/ 1

1	5	 LTU	192	SHUKLIN JEVGENIJ	42.378
2	7	 GER	141	KIRAJ STEFAN	42.906 0.528
3	6	 RUS	304	KOROVASHKOV ALEXEY	43.154 0.776
4	3	 CAN	63	MCCOOMBS JASON	43.466 1.088
5	8	 RUS	298	GANIN ANDREY	43.566 1.188
6	2	 GER	144	KRETSCHMER PETER	44.138 1.760
7	1	 LAT	191	MIKELIS EZMALIS	44.458 2.080
8	9	 CHI	82	TORRES ALVARO	45.342 2.964
9	4	 BRA	30	DE JESUS NIVALTER	47.926 5.548

Chief Official: Frank Garner

Chief Finishing: Teresa Kaczmarek

Course Umpire: P.F. Larsen, P. Bernard

Starter: Peter Moule

Water: 14 °C

Air: 18 °C

Wind Force: 1 m/s

Direction: W

RESULTS



Race No. 100

K1 200M WOMEN

Sunday, 02.06.2013

10.34

F A 1/ 1

1	3	 NZL	227	CARRINGTON LISA	42.685
2	4	 POL	281	WALCZYKIEWICZ MARTA	43.381 0.696
3	5	 POL	260	NAJA KAROLINA	43.517 0.832
4	2	 SLO	315	PONOMARENKO JANIC SPELA	44.297 1.612
5	8	 KAZ	174	KLINOVA INNA	44.329 1.644
6	1	 CAN	71	RUSSELL MICHELLE	44.505 1.820
7	7	 SVK	321	KOHLOVA MARTINA	44.605 1.920
8	6	 FRA	105	GUYOT SARAH	44.785 2.100
9	9	 DEN	85	HANSEN HENRIETTE	45.305 2.620

Chief Official: Frank Garner

Chief Finishing: Teresa Kaczmarek

Course Umpire: W. Birecki, L. Birecki

Starter: Bartosz Wiśniewski

Water: 14 °C

Air: 18 °C

Wind Force: 1 m/s

Direction: W

RESULTS










Race No. 101

K2 200M MEN

Sunday, 02.06.2013

10.45

F A 1/ 1

1	4	 RUS	311 295	POSTRYGAY YURY DYACHENKO ALEXANDER	32.786
2	6	 GER	154 131	RAUHE RONALD EMS JONAS	33.478 0.692
3	3	 SWE	341 340	SVENSSON ERIK SVANQVIST CHRISTIAN	33.694 0.908
4	2	 CAN	47 51	DOBER RICHARD FOURNEL HUGHES	33.850 1.064
5	9	 RUS	303 296	KONONYUK ARTEM FEDOSEEV MAKSIM	33.902 1.116
6	8	 FRA	91 111	BEAUMONT MAXIME JOUVE SEBASTIEN	33.910 1.124
7	7	 ARG	6 12	CORREA MIGUEL REZOLA RUBEN	34.026 1.240
8	1	 POL	278 265	SZYPUŁA SEBASTIAN PUTTO DAWID	34.074 1.288
9	5	 CAN	44 64	COCHRANE RYAN MORNEAU ETIENNE	34.330 1.544

Chief Official: Frank Garner

Chief Finishing: Teresa Kaczmarek

Course Umpire: H. Korc-Chmielewska, A. Kąkol

Starter: Peter Moule

Water: 14 °C

Air: 18 °C

Wind Force: 1 m/s

Direction: W

RESULTS












Race No. 102

C2 200M MEN

Sunday, 02.06.2013

10.50

F A 1/ 1

1	2	 BRA	35 31	SOUZA SILVA ERLON DE OLIVEIRA RONILSON	39.879
2	4	 CAN	60 38	LALIBERTE PIERRE-LUC BEAUCHESNE-SEVIGNY GABRIEL	39.963 0.084
3	1	 POL	287 264	ŁUBNIEWSKI MICHAŁ POŚPIECH DANIEL	40.059 0.180
4	8	 KAZ	182 183	YEMELYANOV MIKHAIL YEMELYANOV TIMOFEY	40.643 0.764
5	6	 AZE	23 24	BEZUGLIY SERGIY KUPIN OLEKSIY	40.911 1.032
6	5	 CAN	75 41	VARGA ROLAND BRYANT PAUL	41.111 1.232
7	9	 POL	251 253	KRUK MARIUSZ KUDŁA MICHAŁ	41.743 1.864
8	3	 UZB	356 361	KOCHNEV GERASIM YULDASHOV DILSHOD	41.931 2.052
9	7	 RUS	314 313	TOVKAN ANATOLII SHELEGOV OLEG	42.467 2.588

Chief Official: Frank Garner

Chief Finishing: Teresa Kaczmarek

Course Umpire: P.F. Larsen, P. Bernard

Starter: Bartosz Wiśniewski

Water: 14 °C

Air: 18 °C

Wind Force: 1 m/s

Direction: W

RESULTS



Race No. 103

K2 200M WOMEN

Sunday, 02.06.2013

10.55

F A 1/1

1	3	 GER	160 130	WEBER FRANZISKA DIETZE TINA	39.713
2	8	 GER	137 152	HERING SABRINA NICHE DEBORA	41.177 1.464
3	5	 CAN	39 52	BEAUCHESNE-SEVIGNY GENEVIEVE FRASER KATHLEEN	41.257 1.544
4	4	 AUT	18 20	LEHACI ANA ROXANA SCHWARZ VIKTORIA	41.297 1.584
5	2	 POL	248 286	KOWALCZYK AGNIESZKA WOJNAROWSKA EWELINA	41.521 1.808
6	1	 NZL	232 228	HATTON TENEALE DODWELL RACHAEL	42.673 2.960
7	6	 MEX	195 209	ALANIS MORALES KARINA MONTEMAYOR RODRIGUEZ MARCIELA	42.893 3.180
8	7	 CAN	40 61	BISSONNETTE LISSA LANGLOIS ANDREANNE	43.281 3.568
9	9	 AUT	17 16	BACHMAYER KATHRIN BACHMAYER SABINE	43.801 4.088

Chief Official: Frank Garner

Chief Finishing: Teresa Kaczmarek

Course Umpire: W. Birecki, L. Birecki

Starter: Bartosz Wiśniewski

Water: 14 °C

Air: 18 °C

Wind Force: 1 m/s

Direction: W

RESULTS




Race No. 104

C1 200M WOMEN

Sunday, 02.06.2013

11.01

F A 1 / 1

1	4	 CAN	77	VINCENT-LAPOINTE LAURENCE	52.496
2	6	 RUS	305	KOZAKOVA MARIA	54.200 1.704
3	5	 RUS	290	ANDREEVA IRINA	55.412 2.916
4	3	 CAN	66	POTTS TAYLOR	55.512 3.016
5	1	 FRA	101	CORDELIER SOPHIE	56.780 4.284
6	2	 CHI	79	MILLAN NANCY	56.836 4.340
7	8	 BLR	363	LEBEDEVA MARIA	56.868 4.372
8	9	 UZB	352	EMELYANOVA SOFIA	58.028 5.532
9	7	 FRA	128	VOILLY HELENE	58.336 5.840

Chief Official: Frank Garner

Chief Finishing: Teresa Kaczmarek

Course Umpire: H. Korc-Chmielewska, A. Kąkol

Starter: Bartłomiej Kasprzak

Water: 14 °C

Air: 18 °C

Wind Force: 1 m/s

Direction: W

RESULTS



Race No. 105

K2 500M MEN

Sunday, 02.06.2013

13.15

F B 1/ 1

1	9	 FRA	94 127	BURGER GUILLAUME URBAN QUENTIN	1:39.368	00:48:18 (3) 00:00:40
2	4	 EST	87 88	ALUPERE KAAREL TOOTSI TARMO	1:40.336 0.968	00:48:45 (4) 00:00:27
3	7	 CAN	43 57	CLARKE ROB JESSOP ANDREW	1:40.396 1.028	00:49:01 (6) 00:00:27
4	2	 GER	135 132	HARBRECHT GORDAN FROESE TORBEN	1:41.460 2.092	00:48:74 (5) 00:00:29
5	6	 POL	257 250	MAROŃ RAFAŁ KRAJEWSKI ARKADIUSZ	1:41.596 2.228	00:49:38 (7) 00:00:37
6	8	 NED	222 221	KALF WALTER HOOGERS JASPER	1:42.164 2.796	00:50:10 (9) 00:00:32
7	3	 POL	258 235	MAZUR PIOTR BIERZAŁO GRZEGORZ	1:42.200 2.832	00:47:50 (1)
8	1	 AUT	22 21	WECHT ALEXANDER TRUMMER ERWIN	1:43.548 4.180	00:49:78 (8) 00:00:40
9	5	 MEX	208 205	MONTALVO CARLOS MARROQUIN URIBE SANTOS	1:59.804 20.436	00:47:78 (2) 00:00:27

Chief Official: Frank Garner
Chief Finishing: Teresa Kaczmarek
Course Umpire: P.F. Larsen, P. Bernard
Starter: Peter Moule

Water: 14 °C
Air: 20 °C
Wind Force: 1 m/s
Direction: W



Race No. 106

K2 500M MEN

Sunday, 02.06.2013

13.20

F A 1 / 1

1	6	 FRA	110 107	JONCOUR MORGAN HUBERT ETIENNE	1:35.088	02:58:37 (1)
2	7	 KAZ	173 171	DERGUNOV ALEXEY ALEXEYEV YEVGENIY	1:35.424 0.336	02:59:41 (7) 00:00:21
3	5	 CAN	74 67	VAN KOEVERDEN ADAM REARDON BRADY	1:35.912 0.824	02:59:20 (6) 00:00:19
4	1	 BEL	27 28	CAUWENBERGH OLIVIER PANNECOUCKE LAURENS	1:36.136 1.048	02:58:89 (4) 00:00:18
5	9	 RUS	292 306	BAK IGOR MAMUTOV RUSLAN	1:36.552 1.464	02:59:65 (8) 00:00:24
6	8	 RUS	303 296	KONONYUK ARTEM FEDOSEEV MAKSIM	1:36.716 1.628	02:59:81 (9) 00:00:16
7	2	 GER	149 156	KUX FABIAN SCHMUDE DAVID	1:37.220 2.132	02:59:01 (5) 00:00:11
8	3	 ARG	2 10	CACERES JUAN IGNACIO DE TORRES PABLO	1:37.536 2.448	02:58:72 (3) 00:00:14
9	4	 SWE	328 325	HEMSELIUS DANIEL BARSK JOHANNES	1:39.260 4.172	02:58:57 (2) 00:00:21

Chief Official: Frank Garner

Chief Finishing: Teresa Kaczmarek

Course Umpire: W. Birecki, L. Birecki

Starter: Peter Moule

Water: 14 °C

Air: 20 °C

Wind Force: 1 m/s

Direction: W

RESULTS



Race No. 107

C2 500M MEN

Sunday, 02.06.2013

13.25

F A 1 / 1

1	4	 RUS	304 308	KOROVASHKOV ALEXEY PERVUKHIN ILYA	1:47.476	00:51:38 (1)
2	6	 BRA	35 31	SOUZA SILVA ERLON DE OLIVEIRA RONILSON	1:48.944 1.468	00:52:61 (3) 00:00:45
3	5	 POL	244 279	KACZOR TOMASZ SŁOMIŃSKI VINCENT	1:49.564 2.088	
4	3	 KAZ	182 183	YEMELYANOV MIKHAIL YEMELYANOV TIMOFEY	1:49.768 2.292	00:52:16 (2) 00:00:78
5	9	 UZB	356 361	KOCHNEV GERASIM YULDASHOV DILSHOD	1:49.880 2.404	00:53:89 (7) 00:00:42
6	1	 POL	251 253	KRUK MARIUSZ KUDŁA MICHAŁ	1:51.852 4.376	00:54:08 (8) 00:00:19
7	8	 FRA	122 124	SIMART THOMAS TCHAMBA WILLIAM	1:52.016 4.540	00:53:47 (6) 00:00:14
8	7	 CAN	75 41	VARGA ROLAND BRYANT PAUL	1:53.228 5.752	00:52:96 (4) 00:00:35
9	2	 CAN	70 38	RUSSELL BENJAMIN BEAUCHESNE-SEVIGNY GABRIEL	1:53.960 6.484	00:53:33 (5) 00:00:37

Chief Official: Frank Garner

Chief Finishing: Teresa Kaczmarek

Course Umpire: H. Korc-Chmielewska, A. Kąkol

Starter: Bartosz Wiśniewski

Water: 14 °C

Air: 20 °C

Wind Force: 1 m/s

Direction: W

RESULTS



Race No. 108

C2 500M WOMEN

Sunday, 02.06.2013

13.30

F A 1/ 1

1	5	 CAN	77 42	VINCENT-LAPOINTE LAURENCE CAUMARTIN SARA-JANE	2:14.771	01:06:05 (1)
2	2	 RUS	307 299	MARASANOVA NATALIA GANINA ANASTASIA	2:18.523 3.752	01:08:88 (3) 00:00:59
3	8	 RUS	290 310	ANDREEVA IRINA PETROVA EKATERINA	2:21.119 6.348	01:09:60 (4) 00:00:72
4	3	 UZB	352 362	EMELYANOVA SOFIA ZARKOVA EKATERINA	2:22.255 7.484	01:09:10 (5) 00:00:40
5	1	 CAN	66 53	POTTS TAYLOR GODIN MARIAH	2:22.291 7.520	01:08:29 (2) 00:02:24
6	6	 POL	249 273	KOZAKIEWICZ DOROTA STANNY MAGDA	2:30.031 15.260	01:14:86 (7) 00:02:51
7	7	 MEX	212 211	PARRA QUINONES JITZEL MORALES CAZARES VALERIA	2:30.643 15.872	01:12:35 (6) 00:02:35

Chief Official: Frank Garner

Chief Finishing: Teresa Kaczmarek

Course Umpire: P.F. Larsen, P. Bernard

Starter: Peter Moule

Water: 14 °C

Air: 20 °C

Wind Force: 1 m/s

Direction: W

RESULTS

Race No. 109

C1 5000 MEN

Sunday, 02.06.2013

14.15

FIN 1 / 1

1	7	 CAN	38	BEAUCHESNE-SEVIGNY GABRIEL	22:48.162
2	8	 BRA	32	DOS SANTOS ISAQUIAS	22:58.070 9.908
3	14	 GER	144	KRETSCHMER PETER	23:00.686 12.524
4	13	 CAN	65	OLDERSHAW MARK	23:17.058 28.896
5	4	 RUS	309	PETROV PAVEL	23:38.890 50.728
6	12	 GER	153	OELZE YUL	23:54.882 1:06.720
7	2	 UZB	355	KAYUMOV ILDAR	24:04.050 1:15.888
8	5	 POL	238	DUBIAK BARTOSZ	24:08.538 1:20.376
9	6	 KAZ	175	PETROV VLADIMIR	24:09.006 1:20.844
10	3	 MEX	203	LEON QUIRINO LEONARDO	25:07.762 2:19.600
	9	 POL	271	SOKÓŁ PATRYK	DNF
	11	 UZB	361	YULDASHOV DILSHOD	DNF
	1	 CHI	81	TAFRA JOHNNATHAN	DSQ

10

BRA

33 MORENO WLADIMIR

DNF

Chief Official: Frank Garner

Chief Finishing: Teresa Kaczmarek

Course Umpire: W. Birecki, L. Birecki

Starter: Peter Moule

Water: 14 °C

Air: 20 °C

Wind Force: 1 m/s

Direction: W

RESULTS

Race No. 110

K1 5000 WOMEN

Sunday, 02.06.2013

14.45

FIN 1 / 1

1	5	 NZL	232	HATTON TENEALE	22:01.362
2	1	 CAN	50	FOURNEL EMILIE	22:02.850 1.488
3	11	 RSA	289	HARTLEY BRIDGITTE	22:28.182 26.820
4	4	 GER	161	ZEHE NADINE	22:46.222 44.860
5	9	 IRL	164	EGAN JENNY	23:03.962 1:02.600
6	12	 SWE	332	JONSSONS LINDBLAD MICHAELA	23:06.758 1:05.396
7	6	 NED	220	HAAZE EEF	23:08.810 1:07.448
8	10	 GER	145	KRIEGERSTEIN STEFFI	23:15.254 1:13.892
9	7	 CAN	39	BEAUCHESNE-SEVIGNY GENEVIEVE	23:18.590 1:17.228
10	8	 NED	224	POL HEDY	24:25.042 2:23.680
	3	 POL	284	WIEWIÓRA PAULINA	DNF
	2	 SWE	323	ANDERSSON EMMA	DNF

Chief Official: Frank Garner
 Chief Finishing: Teresa Kaczmarek
 Course Umpire: H. Korc-Chmielewska, A. Kałol

Water: 14 °C
 Air: 20 °C
 Wind Force: 1 m/s

RESULTS

Race No. 111

K1 5000 MEN

Sunday, 02.06.2013

15.15

FIN 1 / 1

1	11	 AUS	15	WALLACE KEN	19:50.998
2	21	 BLR	364	YURENIA ALEH	19:51.574 0.576
3	4	 ARG	7	DAL-BO DANIEL	19:57.478 6.480
4	7	 DEN	86	POULSEN RENE HOLTEN	20:15.614 24.616
5	10	 CAN	74	VAN KOEVERDEN ADAM	20:25.974 34.976
6	17	 SLO	316	ZAKRAJSEK JOST	20:33.494 42.496
7	27	 GER	132	FROESE TORBEN	20:38.506 47.508
8	23	 NZL	229	FITZGERALD DARRYL	20:38.850 47.852
9	24	 POL	250	KRAJEWSKI ARKADIUSZ	20:39.102 48.104
10	9	 SUI	317	WYSS FABIO	20:44.630 53.632
11	13	 ARG	13	SALLETTE ROBERTO	20:45.570 54.572
12	6	 NZL	231	FOUHY BEN	20:47.826 56.828
14	3	 TUN	348	MRABET MOHAMED ALI	21:20.866 1:29.868

15	20	 UZB	358	TROPIN ALEXANDER	21:31.458 1:40.460
16	8	 EST	87	ALUPERE KAAREL	21:38.578 1:47.580
17	14	 AUS	14	TAME LACHLAN	21:39.910 1:48.912
18	12	 SWE	342	SVENSSON EMIL	21:42.570 1:51.572
19	16	 CAN	68	ROWORTH SAM	22:21.098 2:30.100
	19	 GER	135	HARBRECHT GORDAN	DNF
	15	 KAZ	180	YEMELYANOV ALEXANDER	DNF
	2	 KAZ	172	BEREZINTSEV YURIY	DNF
	5	 UZB	357	MOCHALOV ALEXEY	DNF
	18	 SWE	325	BARSK JOHANNES	DNS
	28	 POL	261	OLSZEWSKI TOMASZ	DSQ

Chief Official: Frank Garner
Chief Finishing: Teresa Kaczmarek
Course Umpire: P.F. Larsen, P. Bernard
Starter: Bartłomiej Kasprzak

Water: 14 °C
Air: 20 °C
Wind Force: 1 m/s
Direction: W